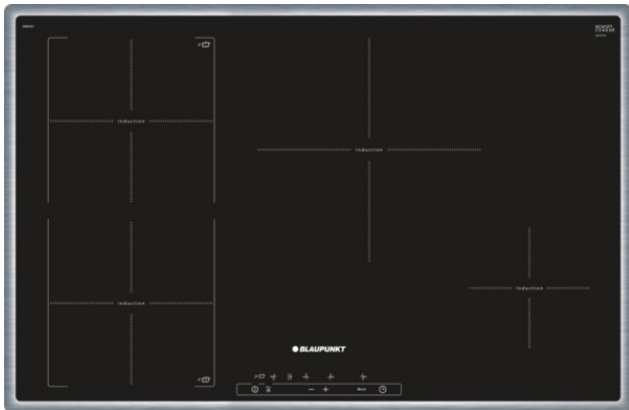




5II84351

Electric cooktop

Induction hob, Glass ceramic



#### **5II84351 Black**

- Frame design
- TouchControl MultiTouch
- Cooking zone front left:
  - 210 mm
  - 2.2 KW / 3.7 KW with Power boost
- Cooking zone rear left:
  - 210 mm
  - 2.2 KW / 3.7 KW with Power boost
- Cooking zone rear right:
  - 280 mm
  - 2.6 KW / 3.7 KW with Power boost
- Cooking zone front right:
  - 145 mm
  - 1.4 KW / 2.2 KW with Power boost
- 4 induction cooking zones
- Combizone
- Power boost for all induction zones
- Electronic power control in 17 output levels.
- 3-steps
- Electronic display
- 2 stage residual heat indicator per cooking zone
- Main switch
- Childproof lock
- Quick Start Function
- Re Start function
- Safety switch-off
- Powermanagement function
- connecting value 7400 W

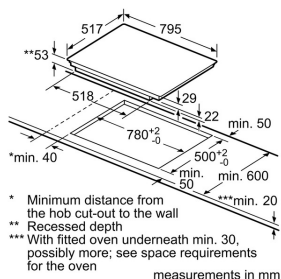
4251003101140



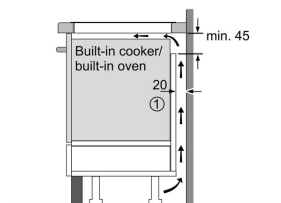
5II84351

Electric cooktop

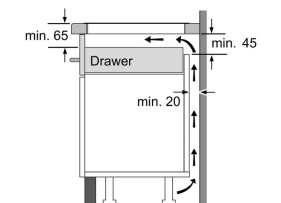
Induction hob, Glass ceramic



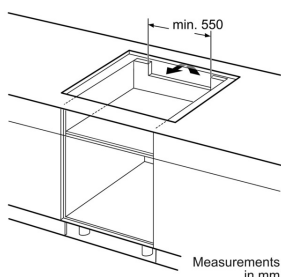
\* Minimum distance from the hob cut-out to the wall  
\*\* Recessed depth  
\*\*\* With fitted oven underneath min. 30, possibly more; see space requirements for the oven  
measurements in mm



① Ventilation gap must be present  
All measurements in mm



Measurements in mm



### Characteristics

Product name/family: Cooking zone ceramic

Construction type: Built-in

Energy input: Electric

Total number of positions that can be used at the same time: 4

Required niche size for installation (HxWxD): 55 x 780-780 x 500-500

Width of the product (mm): 795

Dimensions of the product (mm): 55 x 795 x 517

Net weight (kg): 12.0

Gross weight (kg): 14.0

Residual heat indicator: Separate

Location of control panel: Hob front

Basic surface material: Ceramic

Color of surface: Black, Stainless steel

Color of frame: Stainless steel

Approval certificates: AENOR, CE

Length electrical supply cord (cm): 110

Sealed Burners: No

heating with booster: All

Power of 1st heating element (kW): 2.2

Power of 2nd heating element (kW): 2.2

Power of 3rd heating element (kW): 2.6

Power of 4th heating element (kW): 1.4

Power of 1st heating element (kW in boost): 3.7

Power of 2nd heating element (kW in boost): 3.7

Power of 3rd heating element (kW in boost): 3.7

Power of 4th heating element (kW in boost): 2.2

### Consumption and connection features

Electrical connection rating (W): 7400

Gas connection rating (W):

Current (A):

Voltage (V): 220-240

Frequency (Hz): 50; 60

Universal Product Code:

Main colour of product: Black

Energy input: Electric

Gas type:

Alternative gas type:

Approval certificates: AENOR, CE

Length of electrical supply cord (in):

Plug type: no plug

Required cutout/niche size for installation (in): x x

Minimum distance from counter front (in):

Minimum distance from rear wall (in):

Appliance Dimensions (h x w x d) (in): + x x

Dimensions of the packed product (in): 4.96 x 23.74 x 37.51

Net weight (lbs): 26

Gross weight (lbs): 30