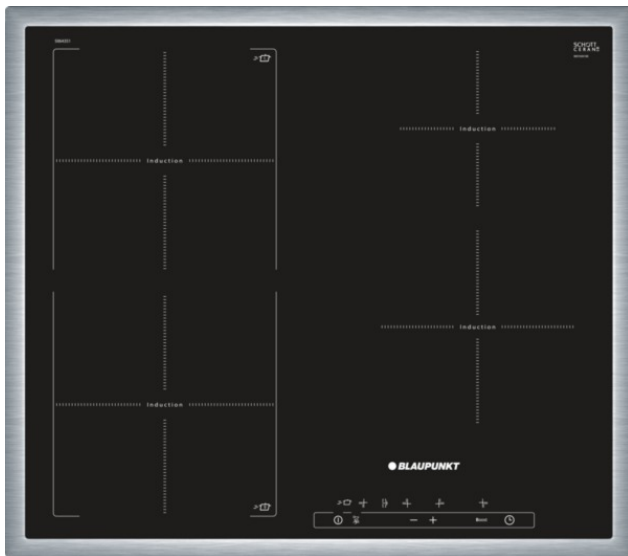




5II64351

Electric cooktop

Induction hob, Glass ceramic



5II64351 Black

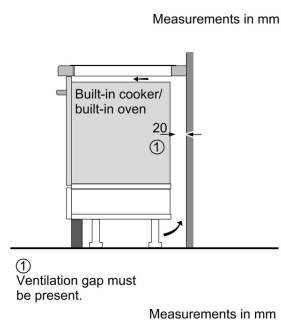
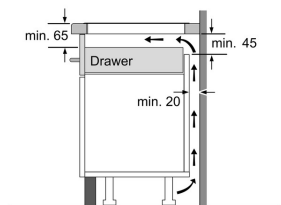
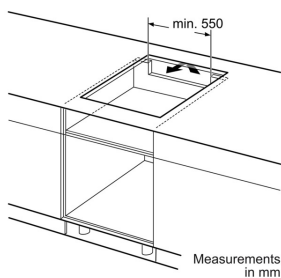
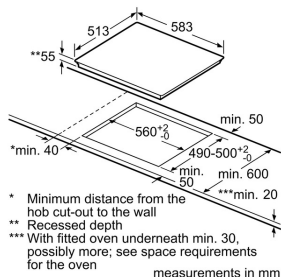
- Frame design
- TouchControl MultiTouch
- 4 induction cooking zones
- Cooking zone front left:
 - 210 mm
 - 2.2 KW / 3.7 KW with Power boost
- Cooking zone rear left:
 - 210 mm
 - 2.2 KW / 3.7 KW with Power boost
- Cooking zone rear right:
 - 145 mm
 - 1.4 KW / 2.2 KW with Power boost
- Cooking zone front right:
 - 180 mm
 - 1.8 KW / 3.1 KW with Power boost
- Combizone
- Power boost for all induction zones
- Electronic power control in 17 output levels.
- 2-steps, Move Function
- Electronic display
- 2 stage residual heat indicator per cooking zone
- Main switch
- Childproof lock
- Quick Start Function
- Re Start function
- Safety switch-off
- Powermanagement function
- connecting value 6800 W

4251003100914

5II64351

Electric cooktop

Induction hob, Glass ceramic



Characteristics

Product name/family: Cooking zone ceramic

Construction type: Built-in

Energy input: Electric

Total number of positions that can be used at the same time: 4

Type of control setting devices: Multitouch Constructa (Timer)

Required niche size for installation (HxWxD): 55 x 560-560 x 490-500

Width of the product (mm): 583

Dimensions of the product (mm): 55 x 583 x 513

Net weight (kg): 12.0

Gross weight (kg): 14.0

Residual heat indicator: Separate

Location of control panel: right

Basic surface material: Ceramic

Color of surface: Black, Stainless steel

Color of frame: Stainless steel

Approval certificates: AENOR, CE

Length electrical supply cord (cm): 110

Sealed Burners: No

heating with booster: All

Power of 1st heating element (kW): 2.2

Power of 2nd heating element (kW): 2.2

Power of 3rd heating element (kW): 1.4

Power of 4th heating element (kW): 1.8

Power of 1st heating element (kW in boost): 3.7

Power of 2nd heating element (kW in boost): 3.7

Power of 3rd heating element (kW in boost): 2.2

Power of 4th heating element (kW in boost): 3.1

Consumption and connection features

Electrical connection rating (W): 6900

Gas connection rating (W):

Current (A):

Voltage (V): 220-240

Frequency (Hz): 50; 60

Universal Product Code:

Main colour of product: Black

Energy input: Electric

Gas type:

Alternative gas type:

Approval certificates: AENOR, CE

Length of electrical supply cord (in):

Plug type: no plug

Required cutout/niche size for installation (in): x x

Minimum distance from counter front (in):

Minimum distance from rear wall (in):

Appliance Dimensions (h x w x d) (in): + x x

Dimensions of the packed product (in): 4.96 x 23.74 x 29.64

Net weight (lbs): 27