

**● BLAUPUNKT**



*Enjoy it.*

Built-in appliances 2023/2024



## Perfectly integrated

Those opting for a modern, state-of-the-art kitchen expect not only appliances that meet the latest technical standards, but also a harmonious overall impression that perfectly combines technology and design. Blaupunkt products offer precisely that.



5-year warranty	6-7
<b>Heat</b>	
Dark Steel	8-15
Ovens	18-21
Microwaves	22
Hobs	24-35
Gas hobs	36-39
Hobs with extractor fan	40-49
Blaupunkt Multi Control	50-51
<b>Air</b>	
Island hoods	54-57
Oblique hoods	58-59
Wall hoods	60-62
Ceiling fans	63
Flat hood	64
Fan module	65
<b>Water</b>	
Dishwasher, 60 cm, fully integrated	68-72
Dishwasher, 45 cm, fully integrated	72
Dishwasher, 60 cm, partially integrated	73
Washer dryer	74-75
<b>Cold</b>	
Freezer	78
Refrigeration	78
Refrigerations / freezer combinations	79-82
Refrigeration Extra Fresh	83
Refrigeration	84-88
Freezer	89
Undercounter refrigeration	89
Free-standing refrigerations / freezer combinations	90-93
Built-in wine refrigeration	94-95
Undercounter wine refrigeration	96-97
<b>Blaupunkt Special Accessories</b>	
Ovens	100-101
Hobs with extractor fan	102-105
Gas hobs	105
Extractor fan hoods	106-109
Dishwasher	110
Kitchen and Sound	111
Icon explanation	112-113
Blaupunkt Service	114-115



Durability and professional service: That's the Blaupunkt promise. Of course, this also applies to our 16 products, which already come with a 5-year warranty\*. For all other Blaupunkt appliances, there is an optional extended warranty available for a small fee. In order to activate the 5-year warranty, products must be registered online within 90 days.

Just three easy steps to the warranty extension.

Register your new device on YourBlaupunkt: [gb.blaupunkt-appliances.com](http://gb.blaupunkt-appliances.com)





**Create a customer account**

Fill out the contact form on our website [www.blaupunkt-einbaugeräte.com](http://www.blaupunkt-einbaugeräte.com) (or scan the QR code above). Then confirm your e-mail address to complete the registration.



**Register your new appliance**

You can register your new kitchen appliance in the customer area under *My appliances*.



**Complete your registration**

Enter the serial number and date of purchase and select the device category. That's it! Now you can benefit from your customer advantages.



\*Registration within 90 days is required to activate the 5-year warranty. For more information, please visit our website [www.blaupunkt-einbaugeräte.com](http://www.blaupunkt-einbaugeräte.com).




# DARK STEEL

The Dark Steel series presents itself in a coherent and consistent design. The appliances are carefully aligned to create you a comfortable kitchen space. Ovens and compact appliances can be combined in various ways – along clear, uniform lines of design with black glass and white displays.

# BLAUPUNKT – PERFECTLY PLANNED

New handle design and even more possibilities. Thanks to the new microwave and the two ovens with innovative Air Fry function.



Built-in oven with microwave

## 5B60M 8690GB

EG 1297

**Output, consumption**

- Voltage: 230 V
- Total connected load: 2.9 kW
- 800 W Microwave
- Grill output: 2,200 W / hot air output: 1,800 W

**Oven type, heating type**

Built-in electric oven with 12 heating types:

- Top / bottom heat
- Bottom heat
- Hot air
- Circulation
- Circulation grill
- Vario large area grill
- Vario small area grill
- Pizza level
- Defrost function
- Dough process
- Microwave with 5 power levels: 80 W, 240 W, 400 W, 560 W, 800 W
- Combined operation

**Design, comfort**

- Control panel in the Dark Steel design
- Touch Control
- Smart Slider
- Digital display in white
- Quick heating
- Temperature recommendation
- 16 automatic programmes
- Electronic temperature regulation from 30 °C – 250 °C
- Full glass inner door
- Dark Steel metal handle with logo
- Cooking chamber volume 72 l
- Flat oven walls with oven racks
- Enamelled cooking chamber
- Removable oven door for easy cleaning
- LED oven lighting
- Safety switch-off
- Child protection
- Cooling fan

**Accessories**

- Combination grate
- Enamelled baking tray

**Special accessories: see page 100 / 101****Dimensions H x W x D**

- Appliance dimensions: 59.5 x 59.5 x 56.5 cm
- Installation dimensions: 60.0 x 56.0 x 55.0 cm
- Panel height: 96 mm

In a range from: A+++ to D

\* For more information on the 5-year warranty, see page 7.



Built-in oven with steam function

## 5B90S 8990GB

EG 1298

**Output, consumption**

- Energy efficiency class: A+
- Voltage: 220 – 240 V
- Total connected load: 3.15 kW

**Oven type, heating type**

Built-in electric oven with 12 heating types:

- Top / bottom heat
- Bottom heat
- Hot Air Eco
- Hot air
- Circulation
- Circulation grill
- Vario large area grill
- Vario small area grill
- Pizza level
- Defrost function
- Dough process
- Steam support

**Design, comfort**

- Control panel in the Dark Steel design
- Touch Control
- Smart Slider
- Digital display in white
- Push & pull water tank
- Temperature sensor
- Quick heating
- Temperature recommendation
- 13 automatic programmes
- Electronic temperature regulation from 30 °C – 250 °C
- Full glass inner door
- Soft-moving door
- Dark Steel metal handle with logo
- Cooking chamber volume 72 l
- Flat oven walls with oven racks
- Enamelled cooking chamber
- Removable oven door for easy cleaning
- LED oven lighting
- Safety switch-off
- Child protection
- Cooling fan
- Large oven interior with 1-way telescopic extension

**Accessories**

- Combination grate
- Enamelled baking tray
- Temperature sensor

**Special accessories: see page 100 / 101****Dimensions H x W x D**

- Appliance dimensions: 59.5 x 59.5 x 56.5 cm
- Installation dimensions: 60.0 x 56.0 x 55.0 cm
- Panel height: 96 mm



Built-in oven with pyrolysis

## 5B50P 8690GB New

EG 1266

**Output, consumption**

- Energy efficiency class: A+
- Voltage: 220 – 240 V
- Total connected load: 3.2 kW

**Oven type, heating type**

Built-in electric oven with 12 heating types:

- Top / bottom heat
- Bottom heat
- Hot Air Eco
- Hot air
- Circulation
- Circulation grill
- Vario large area grill
- Vario small area grill
- Pizza level
- Defrost function
- Dough process
- Air Fry function

**Design, comfort**

- Control panel in Dark Steel design
- Touch Control
- Smart Slider
- Digital display in white
- Quick heating
- Temperature recommendation
- Automatic programmes
- Electronic temperature regulation from 30 °C – 250 °C
- Pyrolytic self-cleaning
- Full glass inner door
- Soft-moving door
- Metal handle in Dark Steel with logo
- Cooking chamber volume 72 l
- Flat oven walls with oven racks
- Enamelled cooking chamber
- Removable oven door for easy cleaning
- Oven lighting
- Safety switch-off
- Child protection, door lock in pyrolysis mode
- Cooling fan
- Large oven interior with 1-way telescopic extension

**Accessories**

- Combination grate
- Enamelled baking tray
- Temperature sensor
- Air Fry insert

**Special accessories: see page 100 / 101****Dimensions H x W x D**

- Appliance dimensions: 59.5 x 59.5 x 56.5 cm
- Installation dimensions: 60.0 x 56.0 x 55.0 cm
- Panel height: 96 mm



Built-in oven

## 5B50N 8690GB New

EG 1254

**Output, consumption**

- Energy efficiency class: A+
- Voltage: 220 – 240 V
- Total connected load: 2.9 kW

**Oven type, heating type**

Built-in electric oven with 12 heating types:

- Top / bottom heat
- Bottom heat
- Hot Air Eco
- Hot air
- Circulation
- Circulation grill
- Vario large area grill
- Vario small area grill
- Pizza level
- Defrost function
- Dough process
- Air Fry function

**Design, comfort**

- Control panel in Dark Steel design
- Touch Control
- Smart Slider
- Digital display in white
- Quick heating
- Temperature recommendation
- Automatic programmes
- Electronic temperature regulation from 30 °C – 250 °C
- Full glass inner door
- Soft-moving door
- Metal handle in Dark Steel with logo
- Cooking chamber volume 72 l
- Flat oven walls with oven racks
- Enamelled cooking chamber
- Removable oven door for easy cleaning
- Oven lighting
- Safety switch-off
- Child protection, door lock in pyrolysis mode
- Cooling fan
- Large oven interior with 1-way telescopic extension

**Accessories**

- Combination grate
- Enamelled baking tray
- Temperature sensor
- Air Fry insert

**Special accessories: see page 100 / 101****Dimensions H x W x D**

- Appliance dimensions: 59.5 x 59.5 x 56.5 cm
- Installation dimensions: 60.0 x 56.0 x 55.0 cm
- Panel height: 96 mm



## Combination steam cooker

5C90S 8990GB

EG 1595

**Output, consumption**

- Voltage: 220 – 240 V
- Total connected load: 3.0 kW
- Grill output: 2,200 W / hot air output: 1,700 W

**Oven type, heating type**

Compact oven with 13 heating types:

- Top / bottom heat
- Bottom heat
- Hot Air Eco
- Hot air
- Circulation
- Circulation grill
- Vario large area grill
- Vario small area grill
- Pizza level
- Defrost function
- Dough process
- Steam cooking from 35°C – 100°C
- Combined operation

**Design, comfort**

- Control panel in the Dark Steel design
- Touch Control
- Smart Slider
- Digital display in white
- Push & pull water tank
- Temperature sensor
- Quick heating
- Temperature recommendation
- 16 automatic programmes
- Electronic temperature regulation from 30°C – 250°C
- Full glass inner door
- Dark Steel metal handle with logo
- Cooking chamber volume 50 l
- Flat oven walls with oven racks
- Enamelled cooking chamber
- Removable oven door for easy cleaning
- LED oven lighting
- Safety switch-off
- Child protection
- Cooling fan

**Accessories**

- Combination grate
- Enamelled baking tray
- XL steam cooking container, perforated
- Temperature sensor

**Special accessories: see page 100 / 101****Dimensions H x W x D**

- Appliance dimensions: 45,4 x 59,5 x 56,8 cm
- Installation dimensions: 45,0 x 56,0 x 55,0 cm
- Panel height: 96 mm



\* For more information on the 5-year warranty, see page 7.

## Built-in compact microwave oven

5C60M 8690GB

EG 1594

**Output, consumption**

- Voltage: 230 V
- Total connected load: 3.0 kW
- 900 W Microwave
- Grill output: 2,200 W / hot air output: 1,700 W

**Oven type, heating type**

Compact oven with 10 heating types:

- Top / bottom heat
- Bottom heat
- Hot air
- Circulation
- Circulation grill
- Vario large area grill
- Vario small area grill
- Pizza level
- Microwave with 5 power levels: 100 W, 300 W, 500 W, 700 W, 900 W
- Combined operation

**Design, comfort**

- Control panel in the Dark Steel design
- Touch Control
- Smart Slider
- Digital display in white
- Quick heating
- Temperature recommendation
- 13 automatic programmes
- Electronic temperature regulation from 30°C – 250°C
- Full glass inner door
- Dark Steel metal handle with logo
- Cooking chamber volume 50 l
- Flat oven walls with oven racks
- Enamelled cooking chamber
- Removable oven door for easy cleaning
- LED oven lighting
- Safety switch-off
- Child protection
- Cooling fan

**Accessories**

- Combination grate
- Enamelled baking tray
- Glass pan

**Special accessories: see page 100 / 101****Dimensions H x W x D**

- Appliance dimensions: 45,4 x 59,5 x 56,8 cm
- Installation dimensions: 45,0 x 56,0 x 55,0 cm
- Panel height: 96 mm



## Built-in microwave with hot air

5M60M 8690GB New

EG 1516

**Output, consumption**

- Voltage: 230 V
- Total connected load: 2.3 kW
- 900 W Microwave
- Grill output: 1,100 W / hot air output: 2,300 W

**Oven type, heating type**

Built-in microwave with 3 heating types:

- Hot air
- Circulation grill
- Defrost function
- Microwave with 5 power levels: 100 W, 300 W, 500 W, 700 W, 900 W
- Combined operation
- Quick cooking function
- Automatic programmes

**Design, comfort**

- Control panel in Dark Steel design
- Touch Control
- Smart Slider
- Digital display in white
- Full glass inner door
- Metal handle in Dark Steel with logo
- Cooking chamber volume 34 l
- Enamelled cooking chamber
- Removable oven door for easy cleaning
- LED oven lighting
- Safety switch-off
- Child lock

**Accessories**

- Glass turntable
- Round combination grate

**Dimensions H x W x D**

- Appliance dimensions: 38,2 x 59,5 x 46,6 cm
- Installation dimensions: 38,0 x 56,0 x 55,0 cm
- Panel height: 81 mm



## Warming drawer

5WS 16400

EG 1910

**Output, consumption**

- Voltage: 220 – 240 V
- Total connected load: 0.4 kW

**Oven type, heating type**

- Heating by fan heater
- Temperature regulation in 3 levels: from 30°C – 80°C
- 20.5 l interior volume
- Rotary switch on inside

**Design, comfort**

- Black glass front
- Opens without handles by push & pull
- Telescopic full extension
- Anti-slip mat
- Dish pre-heating
- Food warm-keeping function
- Defrosting of frozen food
- Load capacity 15 kg

**Dimensions H x W x D**

- Appliance dimensions: 14,0 x 59,4 x 54,2 cm
- Installation dimensions: 14,0 x 56,0 – 56,8 x 55,0 cm







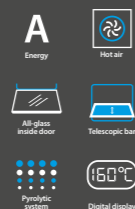
# OVENS

Crispy, delicate and fresh – all available with a simple touch! Intuitive operating concepts and clearly arranged display solutions allow your oven to produce perfect results. And when the feast is over, these practical kitchen appliances simply clean themselves.

## Built-in oven with pyrolysis

## 5B36P 0250GB

EG 1274

**Output, consumption**

- Energy efficiency class: A
- Voltage: 220–240 V
- Total connected load: 3.2 kW

**Oven type, heating type**

Built-in electric oven with 8 heating types:

- Top / bottom heat
- Bottom heat
- Hot Air Eco
- Hot air
- Hot air grill
- Vario large area grill
- Vario small area grill
- Defrost function

**Design, comfort**

- Fully retractable control knob
- Digital display
- Electronic clock
- Quick heating
- Temperature recommendation
- Pyrolytic self-cleaning
- Full glass inner door
- Metal handle
- Cooking chamber volume 70 l
- Flat oven walls with oven racks
- Enamelled cooking chamber
- Removable oven door for easy cleaning
- Oven lighting
- Safety switch-off
- Child protection, door lock in pyrolysis mode
- Cooling fan
- Large oven interior with 1-way telescopic extension

**Accessories**

- Enamelled baking tray
- Combination grate

**Special accessories: see page 100 / 101****Dimensions H × W × D**

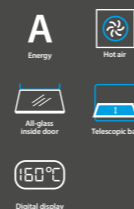
- Appliance dimensions: 59.5 × 59.5 × 57.5 cm
- Installation dimensions: 59.0 × 56.0 × 55.0 cm
- Panel height: 96 mm



## Built-in oven

## 5B36N 0250GB

EG 1234

**Output, consumption**

- Energy efficiency class: A
- Voltage: 220–240 V
- Total connected load: 3.0 kW

**Oven type, heating type**

Built-in electric oven with 8 heating types:

- Top / bottom heat
- Bottom heat
- Hot Air Eco
- Hot air
- Hot air grill
- Vario large area grill
- Vario small area grill
- Defrost function

**Design, comfort**

- Fully retractable control knob
- Digital display
- Electronic clock
- Quick heating
- Temperature recommendation
- Full glass inner door
- Metal handle
- Cooking chamber volume 70 l
- Flat oven walls with oven racks
- Enamelled cooking chamber
- Removable oven door for easy cleaning
- Oven lighting
- Safety switch-off
- Cooling fan
- Large oven interior with 1-way telescopic extension

**Accessories**

- Enamelled baking tray
- Combination grate

**Special accessories: see page 100 / 101****Dimensions H × W × D**

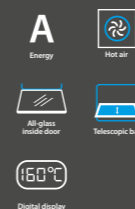
- Appliance dimensions: 59.5 × 59.5 × 57.5 cm
- Installation dimensions: 59.0 × 56.0 × 55.0 cm
- Panel height: 96 mm



## Built-in oven

## 5B30N 0250GB New

EG 1226

**Output, consumption**

- Energy efficiency class: A
- Voltage: 220–240 V
- Total connected load: 3.0 kW

**Oven type, heating type**

Built-in electric oven with 8 heating types:

- Top / bottom heat
- Bottom heat
- Hot Air Eco
- Hot air
- Hot air grill
- Vario large area grill
- Vario small area grill
- Defrost function

**Design, comfort**

- Fully retractable control knob
- Digital display
- Electronic clock
- Quick heating
- Temperature recommendation
- Full glass inner door
- Metal handle
- Cooking chamber volume 70 l
- Flat oven walls with oven racks
- Enamelled cooking chamber
- Removable oven door for easy cleaning
- Oven lighting
- Safety switch-off
- Cooling fan
- Large oven interior with 1-way telescopic extension

**Accessories**

- Enamelled baking tray
- Combination grate

**Special accessories: see page 100 / 101****Dimensions H × W × D**

- Appliance dimensions: 59.5 × 59.5 × 57.5 cm
- Installation dimensions: 59.0 × 56.0 × 55.0 cm
- Panel height: 96 mm



## Built-in oven with pyrolysis

## 5B27M 7050

EG 1271

**Output, consumption**

- Energy efficiency class: A
- Voltage: 220–240 V
- Total connected load: 3.25 kW

**Oven type, heating type**

Built-in electric oven with 7 heating types:

- Top/bottom heat
- Bottom heat
- Hot Air Eco
- Hot air
- Circulation grill
- Vario large area grill
- Pizza level

**Design, comfort**

- Fully retractable control knob
- Digital display
- Electronic clock
- Quick heating
- Temperature recommendation
- Automatic programmes: 10 programmes
- Electronic temperature regulation from 30°C–275°C
- Pyrolytic self-cleaning
- Full glass inner door
- Metal handle
- Extremely low window temperature, max. 30°C
- Cooking chamber volume 63 l
- Enamelled cooking chamber
- Flat oven walls with oven racks
- Removable oven door for easy cleaning
- Oven lighting
- Safety switch-off
- Child protection, door lock in pyrolysis mode
- Cooling fan

**Accessories**

- Combination grate
- Universal pan

**Dimensions H × W × D**

- Appliance dimensions: 59.5 × 59.4 × 54.8 cm
- Installation dimensions: 59.7 × 56.0 × 55.0 cm
- Panel height: 115 mm



## Built-in oven

## 5B10M 0060

EG 1224

**Output, consumption**

- Energy efficiency class: A
- Voltage: 220–240 V
- Total connected load: 3.3 kW

**Oven type, heating type**

Built-in electric oven with 5 heating types:

- Top/bottom heat
- Hot Air Eco
- Hot air
- Circulation grill
- Vario large area grill

**Design, comfort**

- Quick heating
- Temperature regulation from 50°C–275°C
- Full glass inner door
- Metal handle
- Low window temperature, max. 50°C
- Cooking chamber volume 66 l
- Flat oven walls with oven racks
- Enamelled cooking chamber
- Removable oven door for easy cleaning
- Oven lighting
- Cooling fan
- Control lamp for operation condition

**Accessories**

- Combination grate
- Universal pan

**Special accessories: see page 100/101****Dimensions H × W × D**

- Appliance dimensions: 59.5 × 59.4 × 54.8 cm
- Installation dimensions: 59.7 × 56.0 × 55.0 cm
- Panel height: 115 mm



## Built-in oven

## 5B10M 0050

EG 1223

**Output, consumption**

- Energy efficiency class: A
- Voltage: 220–240 V
- Total connected load: 3.3 kW

**Oven type, heating type**

Built-in electric oven with 5 heating types:

- Top/bottom heat
- Hot Air Eco
- Hot air
- Circulation grill
- Vario large area grill

**Design, comfort**

- Quick heating
- Temperature regulation from 50°C–275°C
- Full glass inner door
- Metal handle
- Low window temperature, max. 50°C
- Cooking chamber volume 66 l
- Flat oven walls with oven racks
- Enamelled cooking chamber
- Removable oven door for easy cleaning
- Oven lighting
- Cooling fan
- Control lamp for operation condition

**Accessories**

- Combination grate
- Universal pan

**Special accessories: see page 100/101****Dimensions H × W × D**


- Appliance dimensions: 59.5 × 59.4 × 54.8 cm
- Installation dimensions: 59.7 × 56.0 × 55.0 cm
- Panel height: 115 mm



## Built-in oven

## 5B10K 0050

EG 1222

**Output, consumption**

- Energy efficiency class: A
- Voltage: 220–240 V
- Total connected load: 2.85 kW

**Oven type, heating type**

Built-in electric oven with 5 heating types:

- Top/bottom heat
- Bottom heat
- Top/bottom heat
- Vario large area grill
- Vario small area grill

**Design, comfort**

- Temperature regulation from 50°C–275°C
- Full glass inner door
- Metal handle
- Low window temperature, max. 50°C
- Cooking chamber volume 71 l
- Flat oven walls with oven racks
- Enamelled cooking chamber
- Removable oven door for easy cleaning
- Oven lighting
- Cooling fan
- Control lamp for operation condition

**Accessories**

- Combination grate
- Universal pan

**Special accessories: see page 100/101****Dimensions H × W × D**

- Appliance dimensions: 59.5 × 59.4 × 54.8 cm
- Installation dimensions: 59.7 × 56.0 × 55.0 cm
- Panel height: 115 mm



## Built-in microwave

## 5MG 16199GB

EG 1449

**Output, consumption**

- Voltage: 220 – 230 V
- Connected load: 2.45 kW
- 900 W Microwave
- Grill output: 1,000 W

**Design, comfort**

- Built-in appliance for a 60 cm wide tall cupboard
- Heating types: microwave, grill, combined microwave and grill
- Control panel made of glass
- Easy-to-use electronics
- 5 output levels: 900 W, 600 W, 360 W, 180 W, 90 W
- Programmes mode for 8 programmes
- Automatic weight adjustment for defrost programmes
- Digital display
- Digital clock with day display
- 25 l stainless steel cooking chamber
- Cooking chamber lighting
- 31.5 cm glass turntable
- Child protection
- Door hinged on the left

**Dimensions H × W × D**

- Appliance dimensions: 38.2 × 59.4 × 40.3 cm
- Installation dimensions: 35.7 × 56.0 × 38.3 cm



## Built-in microwave

## 5MA 26500GB

EG 1450

**Output, consumption**

- Voltage: 230 V
- Connected load: 1.05 kW
- 700 W Microwave


**Design, comfort**

- Built-in appliance with matching built-in frame for a 60 cm wide wall unit
- Control panel made of Stainless Steel
- Easy-to-use electronics
- Programmes mode for 8 programmes
- Digital display
- Digital clock with time display
- 17 l stainless steel cooking chamber
- Cooking chamber lighting
- 24.5 cm glass turntable
- Child protection
- Door hinged on the left

**Dimensions H × W × D**

- Appliance dimensions: 38.8 × 59.4 × 31.9 cm
- Installation dimensions: 38.0 × 56.0 × 30.0 cm





# HOBS

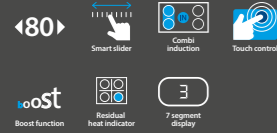
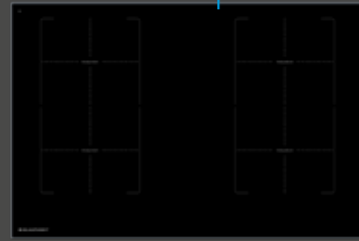
Not all heat is alike. Sometimes the temperature has to rise rapidly – boosting heat for perfect searing. Other things need time – uniform heat for gentle cooking.

## Stand-alone hob, combi induction

5II 84353 New

EG 1348

SLIM DESIGN FRAME



## Output, consumption

- Voltage: 220 – 240 V
- Total connected load: 7.4 kW
- 4 induction cooking zones with booster:
- 2 cooking zones, combi induction, Ø 20.0 cm × 21.0 cm, 2.1 kW (3.0 kW)
- 2 cooking zones, combi induction, Ø 20.0 cm × 21.0 cm, 2.1 kW (3.0 kW)

## Design, comfort

- Aluminium frame
- Multi Control
- Smart Slider
- Touch Control
- 2 × combi induction
- Flexible linking – two cooking zones can be combined into one cooking zone
- Boost function for all induction cooking zones
- Grill function
- Electronic control in 10 power levels
- Digital display of cooking levels
- Residual heat display for each cooking zone
- Pot detection
- Child lock
- Timer – can be set simultaneously for each cooking zone
- Countdown function
- Quick start function
- Recall function – to repeat the last settings
- Automatic safety switch-off
- Overflow detection
- Power management
- Quick assembly system

## Dimensions H × W × D

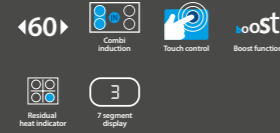
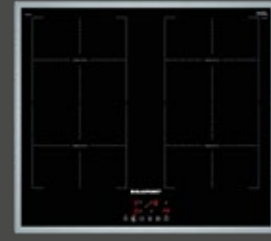
- Appliance dimensions: 5.8 × 78.4 × 52.4 cm
- Installation dimensions: 5.2 × 75.0 × 49.0 cm



## Stand-alone hob, combi induction

5IL 64351

EG 1364



## Output, consumption

- Voltage: 220 – 240 V
- Total connected load: 7.4 kW
- 4 induction cooking zones:
- 2 cooking zones, combi induction, Ø 21.0 cm, 2.2 kW (3.7 kW)
- 2 cooking zones, combi induction, Ø 21.0 cm, 2.2 kW (3.7 kW)

## Design, comfort

- Stainless-steel frame
- Touch Control
- Combi induction
- Boost function for all induction cooking zones
- Electronic control in 17 power levels
- Connectible warm-keeping function for combi zone
- Digital display of cooking levels
- 2-level residual heat display for each cooking zone
- Main switch
- Pot detection
- Child protection
- Quick start function
- Restart function
- Safety switch-off
- Power management

## Dimensions H × W × D

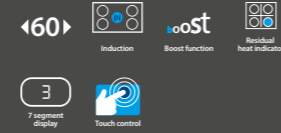
- Appliance dimensions: 5.5 × 58.3 × 51.3 cm
- Installation dimensions: 5.5 × 56.0 × 49.0 – 50.0 cm



## Stand-alone hob, induction

5IE 64352

EG 1369



## Output, consumption

- Voltage: 220 – 240 V
- Total connected load: 4.6 kW
- 4 induction cooking zones:
- 2 cooking zones Ø 18.0 cm, 1.8 kW (3.1 kW)
- 1 cooking zones Ø 14.5 cm, 1.4 kW (2.2 kW)
- 1 cooking zone Ø 21.0 cm, 2.2 kW (3.7 kW)

## Design, comfort

- Stainless-steel frame
- Touch Control
- Boost function for all induction cooking zones
- Electronic control in 17 power levels
- Digital display of the cooking level
- 2-level residual heat display for each cooking zone
- Main switch
- Pot detection
- Child protection
- Quick start function
- Restart function
- Safety switch-off
- Power management

## Dimensions H × W × D


- Appliance dimensions: 5.5 × 58.3 × 51.3 cm
- Installation dimensions: 5.5 × 56.0 × 49.0 – 50.0 cm



Stand-alone hob, combi induction

511 86250 New

EG 1387



Output, consumption

- Voltage: 220–240 V
- Total connected load: 11.1 kW
- 6 induction cooking zones with double booster:
- 6 cooking zones Ø 22.0 × 18.0 cm, 2.1 kW (2.65 kW / 3.7 kW)

Design, comfort

- Frameless
- Multi Control
- Smart Slider
- Touch Control
- 3 × combi induction
- Flexible linking – two cooking zones can be combined into one cooking zone
- Double boost function for all induction cooking zones
- Toggle function with fixed temperatures (42 °C, 70 °C and 94 °C)
- Cooking Chef mode
- Grill function
- Electronic control in 9 + 2 power levels
- Digital display of cooking levels in white
- Residual heat display for each cooking zone
- Permanent pot detection (across all zones)
- Child lock
- Timer – can be set simultaneously for each cooking zone
- Countdown function
- Quick start function
- Recall function – to repeat the last settings
- Automatic safety switch-off
- Overflow detection
- Power management
- Flush-mounted installation possible
- Quick assembly system

Dimensions H × W × D


- Appliance dimensions: 4.6 × 78.0 × 52.0 cm
- Installation dimensions: 4.6 × 75.0 × 49.0 cm



Flexible linking – 3 × combi induction

Fast heat thanks to double boost function

Permanent pot detection – operating elements are activated automatically



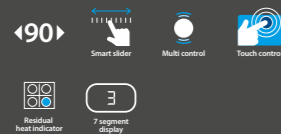

\* For more information on the 5-year warranty, see page 7.



## Stand-alone hob, combi induction

5II 94291

EG 1383

**Output, consumption**

- Voltage: 220 – 240 V
- Total connected load: 7.4 kW
- 5 induction cooking zones with booster:
  - 2 cooking zones, combi induction Ø 20.0 × 21.0 cm, 2.3 kW (3.0 kW)
  - 2 cooking zones, combi induction Ø 20.0 × 21.0 cm, 2.3 kW (3.0 kW)
  - 1 cooking zone Ø 21.5 cm, 2.3 kW (3.0 kW)

**Design, comfort**

- Frameless
- Multi Control
- Smart Slider
- Touch Control
- 2 × combi induction
- Flexible linking – Any two cooking zones can be combined into one cooking zone
- Boost function for all induction cooking zones
- Grill function
- Electronic control in 10 power levels
- Digital display of cooking levels in white
- Residual heat display for each cooking zone
- Pot detection
- Child protection
- Timer – simultaneously adjustable for each cooking zone
- Countdown function
- Quick start function
- Recall function – Repeat the last settings
- Automatic safety switch-off
- Overflow detection
- Power management
- Flush-mounted installation possible
- Quick assembly system

**Dimensions H × W × D**

- Appliance dimensions: 5.2 × 88.0 × 52.0 cm
- Installation dimensions: 5.2 × 81.0 × 49.0 cm

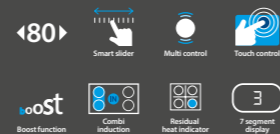
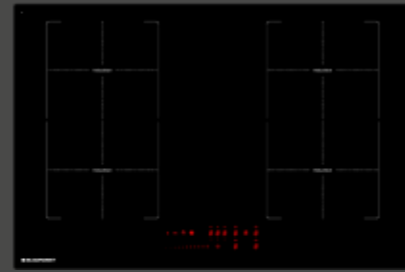


\* For more information on the 5-year warranty, see page 7.

## Stand-alone hob, combi induction

5II 84251

EG 1324

**Output, consumption**

- Voltage: 220 – 240 V
- Total connected load: 7.4 kW
- 4 induction cooking zones with booster:
  - 2 cooking zones, combi induction Ø 20.0 × 21.0 cm, 2.1 kW (3.0 kW)
  - 2 cooking zones, combi induction Ø 20.0 × 21.0 cm, 2.1 kW (3.0 kW)

**Design, comfort**

- Frameless
- Multi Control
- Smart Slider
- Touch Control
- 2 × combi induction
- Flexible linking – Any two cooking zones can be combined into one cooking zone
- Boost function for all induction cooking zones
- Grill function
- Electronic control in 10 power levels
- Digital display of cooking levels
- Residual heat display for each cooking zone
- Pot detection
- Child protection
- Timer – simultaneously adjustable for each cooking zone
- Countdown function
- Quick start function
- Recall function – Repeat the last settings
- Automatic safety switch-off
- Overflow detection
- Power management
- Flush-mounted installation possible
- Quick assembly system

**Dimensions H × W × D**

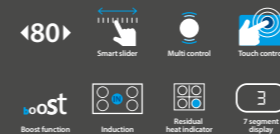
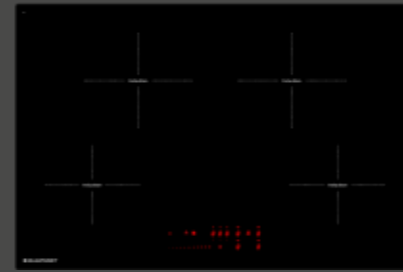
- Appliance dimensions: 5.2 × 78.0 × 52.0 cm
- Installation dimensions: 5.2 × 75.0 × 49.0 cm



## Stand-alone hob, induction

5IE 84252

EG 1323

**Output, consumption**

- Voltage: 220 – 240 V
- Total connected load: 7.4 kW
- 4 induction cooking zones with booster:
  - 2 cooking zones Ø 17.5 cm, 1.4 kW (2.1 kW)
  - 2 cooking zones Ø 21.5 cm, 2.3 kW (3.0 kW)

**Design, comfort**

- Frameless
- Multi Control
- Smart Slider
- Touch Control
- Boost function for all induction cooking zones
- Electronic control in 10 power levels
- Digital display of cooking levels
- Residual heat display for each cooking zone
- Pot detection
- Child protection
- Timer – simultaneously adjustable for each cooking zone
- Countdown function
- Quick start function
- Recall function – Repeat the last settings
- Automatic safety switch-off
- Overflow detection
- Power management
- Flush-mounted installation possible
- Quick assembly system

**Dimensions H × W × D**

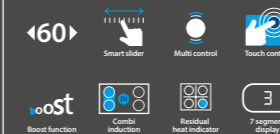

- Appliance dimensions: 5.2 × 78.0 × 52.0 cm
- Installation dimensions: 5.2 × 75.0 × 49.0 cm



## Stand-alone hob, combi induction

5IE 64253

EG 1325

**Output, consumption**

- Voltage: 220 – 240 V
- Total connected load: 7.4 kW
- 4 induction cooking zones with booster:
  - 2 cooking zones, combi induction Ø 21.0 × 19.0 cm, 2.1 kW (3.0 kW)
  - 1 cooking zone Ø 17.5 cm, 1.4 kW (1.85 kW)
  - 1 cooking zone Ø 21.5 cm, 2.3 kW (3.0 kW)

**Design, comfort**

- Frameless
- Multi Control
- Smart Slider
- Touch Control
- Boost function for all induction cooking zones
- Electronic control in 10 power levels
- Digital display of cooking levels
- Residual heat display for each cooking zone
- Pot detection
- Child protection
- Timer – simultaneously adjustable for each cooking zone
- Countdown function
- Quick start function
- Recall function – Repeat the last settings
- Automatic safety switch-off
- Overflow detection
- Power management
- Flush-mounted installation possible
- Quick assembly system

**Dimensions H × W × D**

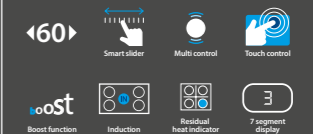

- Appliance dimensions: 5.2 × 59.0 × 52.0 cm
- Installation dimensions: 5.2 × 56.0 × 49.0 cm



## Stand-alone hob, induction

5IB 64211

EG 1384

**Output, consumption**

- Voltage: 220 – 240 V
- Total connected load: 6.7 kW
- 3 induction cooking zones with booster:
  - 1 cooking zone Ø 17.5 cm, 1.4 kW (2.1 kW)
  - 1 cooking zone Ø 21.5 cm, 2.3 kW (3.0 kW)
  - 1 cooking zone Ø 26.5 cm, 2.3 kW (3.0 kW)

**Design, comfort**

- Frameless
- Multi Control
- Smart Slider
- Touch Control
- Boost function for all induction cooking zones
- Electronic control in 10 power levels
- Digital display of cooking levels
- Residual heat display for each cooking zone
- Pot detection
- Child protection
- Timer – simultaneously adjustable for each cooking zone
- Countdown function
- Quick start function
- Recall function – Repeat the last settings
- Automatic safety switch-off
- Overflow detection
- Power management
- Flush-mounted installation possible
- Quick assembly system

**Dimensions H × W × D**

- Appliance dimensions: 5.2 × 59.0 × 52.0 cm
- Installation dimensions: 5.2 × 56.0 × 49.0 cm






## Stand-alone hob, induction

5IZ 34291

EG 1321



## Output, consumption

- Voltage: 220–240 V
- Total connected load: 3.7 kW
- 2 induction cooking zones with booster:
- 2 cooking zones Ø 17.5 cm, 1.4 kW (2.1 kW)

## Design, comfort

- Frameless
- Smart Slider
- Touch Control
- Boost function for all induction cooking zones
- Electronic control in 10 power levels
- Digital display of cooking levels
- Residual heat display for each cooking zone
- Pot detection
- Child lock
- Timer – simultaneously adjustable for each cooking zone
- Countdown function
- Quick start function
- Recall function – Repeat the last settings
- Automatic safety switch-off
- Overflow detection
- Power management
- Flush-mounted installation possible
- Quick assembly system

## Dimensions H × W × D

- Appliance dimensions: 5.2 × 30.0 × 52.0 cm
- Installation dimensions: 5.2 × 27.0 × 49.0 cm




## Stand-alone hob

5RH 84353 New

EG 1366

SLIM DESIGN FRAME



## Output, consumption

- Voltage: 220–240 V
- Total connected load: 7.0 kW
- 4 high-speed cooking zones:
- 1 cooking zone Ø 14.5/22.0 cm, 1.0 kW (2.2 kW) double ring zone
- 1 cooking zone Ø 18.0/27.5 cm, 1.5 kW (2.4 kW) casserole zone
- 2 cooking zones Ø 15.5 cm, 1.2 kW

## Design, comfort

- Aluminium frame
- Touch Control
- Sensor button for zone extension
- Electronic control in 10 power levels
- Digital display of cooking levels
- Residual heat display for each cooking zone
- Child lock
- Timer – can be set simultaneously for each cooking zone
- Automatic safety switch-off
- Overflow detection
- Quick assembly system

## Dimensions H × W × D


- Appliance dimensions: 6.3 × 78.4 × 52.4 cm
- Installation dimensions: 5.7 × 75.0 × 49.0 cm



## Stand-alone hob

5RG 64350

EG 1355



## Output, consumption

- Voltage: 220–240 V
- Total connected load: 6.7 kW
- 4 high-speed cooking zones:
- 1 cooking zone Ø 12.0/21.0 cm, 0.75/2.2 kW double ring zone
- 2 cooking zones each Ø 14.5 cm, 1.2 kW
- 1 cooking zone Ø 17.0/26.5 cm, 1.8/2.6 kW casserole zone

## Design, comfort

- Stainless-steel frame
- Touch Control
- Sensor button for zone extension
- Electronic control in 17 power levels
- 7-segment display
- 2-level residual heat display for each cooking zone
- Child protection
- Safety switch-off
- Restart function
- Control lamp for operation condition
- Main switch

## Dimensions H × W × D

- Appliance dimensions: 5.1 × 58.3 × 51.3 cm
- Installation dimensions: 4.8 × 56.0 × 49.0–50.0 cm



## Stand-alone hob

5RE 64350

EG 1351



## Output, consumption

- Voltage: 220–240 V
- Total connected load: 6.6 kW
- 4 high-speed cooking zones:
- 2 cooking zones each Ø 14.5 cm, 1.2 kW
- 1 cooking zone Ø 18.0 cm, 2.0 kW
- 1 cooking zone Ø 21.0 cm, 2.2 kW

## Design, comfort

- Stainless-steel frame
- Touch Control
- Electronic control in 17 power levels
- 7-segment display
- 2-level residual heat display for each cooking zone
- Child protection
- Safety switch-off
- Restart function
- Control lamp for operation condition
- Main switch

## Dimensions H × W × D

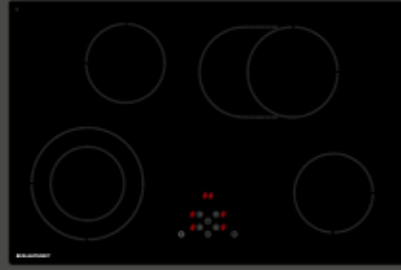
- Appliance dimensions: 5.1 × 58.3 × 51.3 cm
- Installation dimensions: 4.8 × 56.0 × 49.0–50.0 cm



## Stand-alone hob

## 5RG 74351

EG 1360

**Output, consumption**

- Voltage: 220 – 240 V
- Total connected load: 7.0 kW
- 4 high-speed cooking zones:
  - 1 cooking zone Ø 14.5 / 22.0 cm, 1.0 kW (2.2 kW) double ring zone
  - 1 cooking zone Ø 18.0 / 27.5 cm, 1.5 kW (2.4 kW) casserole zone
  - 2 cooking zones Ø 15.5 cm, 1.2 kW

**Design, comfort**

- Frameless
- Touch Control
- Sensor button for zone extension
- Electronic control in 10 power levels
- Digital display of cooking levels
- Residual heat display for each cooking zone
- Child lock
- Timer – simultaneously adjustable for each cooking zone
- Automatic safety switch-off
- Overflow detection
- Flush-mounted installation possible
- Quick assembly system

**Dimensions H × W × D**

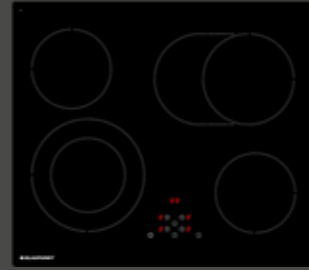
- Appliance dimensions: 5.7 × 78.0 × 52.0 cm
- Installation dimensions: 5.7 × 75.0 × 49.0 cm



## Stand-alone hob

## 5RG 64361

EG 1359

**Output, consumption**

- Voltage: 220 – 240 V
- Total connected load: 7.0 kW
- 4 high-speed cooking zones:
  - 1 cooking zone Ø 14.5 / 22.0 cm, 1.0 kW (2.2 kW) double ring zone
  - 1 cooking zone Ø 18.0 / 27.5 cm, 1.5 kW (2.4 kW) casserole zone
  - 2 cooking zones Ø 15.5 cm, 1.2 kW

**Design, comfort**

- Frameless
- Touch Control
- Sensor button for zone extension
- Electronic control in 10 power levels
- Digital display of cooking levels
- Residual heat display for each cooking zone
- Child lock
- Timer – simultaneously adjustable for each cooking zone
- Automatic safety switch-off
- Overflow detection
- Flush-mounted installation possible
- Quick assembly system

**Dimensions H × W × D**

- Appliance dimensions: 5.7 × 59.0 × 52.0 cm
- Installation dimensions: 5.7 × 56.0 × 49.0 cm



## Stand-alone hob

## 5RE 64361

EG 1358

**Output, consumption**

- Voltage: 220 – 240 V
- Total connected load: 6.0 kW
- 4 high-speed cooking zones:
  - 2 cooking zones Ø 15.5 cm, 1.2 kW
  - 2 cooking zones Ø 19.0 cm, 1.8 kW

**Design, comfort**

- Frameless
- Touch Control
- Electronic control in 10 power levels
- Digital display of cooking levels
- Residual heat display for each cooking zone
- Child lock
- Automatic safety switch-off
- Overflow detection
- Flush-mounted installation possible
- Quick assembly system

**Dimensions H × W × D**

- Appliance dimensions: 5.7 × 59.0 × 52.0 cm
- Installation dimensions: 5.7 × 56.0 × 49.0 cm



## Stand-alone hob

## 5RZ 34411

EG 1306

**Output, consumption**

- Voltage: 220 – 240 V
- Total connected load: 3.0 kW
- 2 high-speed cooking zones:
  - 1 cooking zone Ø 14.5 cm, 1.2 kW
  - 1 cooking zone Ø 18.0 cm, 1.8 kW

**Design, comfort**

- Frameless
- Touch Control
- Electronic control in 9 power levels
- Digital display of cooking levels
- Residual heat display for each cooking zone
- Child lock
- Automatic safety switch-off
- Overflow detection
- Flush-mounted installation possible
- Quick assembly system

**Dimensions H × W × D**

- Appliance dimensions: 5.7 × 29.0 × 52.0 cm
- Installation dimensions: 5.7 × 27.0 × 49.0 cm



# GAS HOBS

Change the temperature at lightning speed – cooking on an open flame is direct, emotional and, thanks to the latest technology, completely safe. A Blaupunkt gas hob is an eye-catcher in the kitchen and delivers a truly professional cooking experience.



## Gas hob

## 5GB 62190

EG 1342



&lt;60&gt;

**Output, consumption**

- Connected load, gas: 8.1 kW
- Burner with 4 cooking areas:
- 2 normal burners 1.75 kW
- 1 energy-saving burner 1.0 kW
- 1 triple burner 3.6 kW

**Design, comfort**

- Black glass, hardened
- Front control knob
- Electrical spoke spark ignition controllable with one hand
- Protection against unintentional escape of gas (thermoelectric safety pilot)
- Cast iron pot carrier
- Preset to natural gas (20 mbar)
- Convertible to liquid gas (not included in the scope of delivery)
- Connection cable 1 m

**Dimensions H x W x D**

- Appliance dimensions: 9.0 x 60.0 x 51.5 cm
- Installation dimensions: 56.0 x 49.0 cm

Special accessories: see page 105



## Gas hob

## 5GB 72290

EG 1343



&lt;75&gt;

**Output, consumption**

- Connected load, gas: 11.1 kW
- Burner with 5 cooking areas:
- 2 normal burners 1.75 kW
- 1 energy-saving burner 1.0 kW
- 1 triple burner 3.6 kW
- 1 strong burner 3.0 kW

**Design, comfort**

- Black glass, hardened
- Front control knob
- Electrical spoke spark ignition controllable with one hand
- Protection against unintentional escape of gas (thermoelectric safety pilot)
- Cast iron pot carrier
- Preset to natural gas (20 mbar)
- Convertible to liquid gas (not included in the scope of delivery)
- Connection cable 1 m

**Dimensions H x W x D**

- Appliance dimensions: 9.0 x 75.0 x 52.0 cm
- Installation dimensions: 56.0 x 49.0 cm

Special accessories: see page 105



## Gas hob

## 5GB 61150

EG 1340



&lt;60&gt;

**Output, consumption**

- Connected load, gas: 8.1 kW
- Burner with 4 cooking areas:
- 2 normal burners 1.75 kW
- 1 energy-saving burner 1.0 kW
- 1 triple burner 3.6 kW

**Design, comfort**

- Stainless steel
- Front control knob
- Electrical spoke spark ignition controllable with one hand
- Protection against unintentional escape of gas (thermoelectric safety pilot)
- Cast iron pot carrier
- Preset to natural gas (20 mbar)
- Convertible to liquid gas (not included in the scope of delivery)
- Connection cable 1 m

**Dimensions H x W x D**

- Appliance dimensions: 9.0 x 59.0 x 51.0 cm
- Installation dimensions: 56.0 x 49.0 cm

Special accessories: see page 105



## Gas hob

## 5GB 71250

EG 1341



&lt;75&gt;

**Output, consumption**

- Connected load, gas: 11.1 kW
- Burner with 5 cooking areas:
- 2 normal burners 1.75 kW
- 1 energy-saving burner 1.0 kW
- 1 triple burner 3.6 kW
- 1 strong burner 3.0 kW

**Design, comfort**

- Stainless steel
- Front control knob
- Electrical spoke spark ignition controllable with one hand
- Protection against unintentional escape of gas (thermoelectric safety pilot)
- Preset to natural gas (20 mbar)
- Convertible to liquid gas (not included in the scope of delivery)
- Connection cable 1 m

**Dimensions H x W x D**

- Appliance dimensions: 9.0 x 75.0 x 51.0 cm
- Installation dimensions: 56.0 x 49.0 cm


Special accessories: see page 105



# HOBS WITH INTEGRATED EXTRACTOR

The modern extractor solution offers one thing above all – more freedom: A clear view, as the fumes are extracted directly where they arise. Odourless cooking and more freedom in kitchen planning.

High-quality filter systems allow nothing but fresh air to be produced, while still being powerful and noise-free. The perfect combination of heat and air in a single appliance.



# EXCELLENT PRODUCT

“The induction hob 5IX 80290 features many innovative functions that allow both flexible cooking and grilling. The innovative extractor fan is particularly impressive”, said the jury.



reddot winner 2023



The ventilation system is activated automatically when a cooking zone is in use

Flexible planning – surface- or flush-mounting installation possible

2 in 1 – Exhaust and circulating air in one device

Simple filter exchange and easy cleaning

Simple and intuitive operation

Fan motor integrated directly into the hob

State-of-the-art technology and fast installation

Minimalist design

Hobs with integrated extractor




Here you can find all information about our hob fans

## Stand-alone hob, combi induction with integrated extractor fan

## 5IX 80290

EG 1363



red dot winner 2023

**Output, consumption – hob**

- Voltage: 220 – 240 V
- Total connected load: 7.4 kW
- 4 induction cooking zones with booster:
  - 4 cooking zones Ø 19.0 × 21.0 cm, 2.1 kW (3.7 kW)

**Design, comfort**

- Frameless
- Multi Control
- Smart Slider
- Touch Control
- 2 × combi induction
- Flexible linking – Any two cooking zones can be combined into one cooking zone
- Boost function for all induction cooking zones
- Grill function
- Cooking Chef Mode
- Electronic control in 11 power levels
- Digital display of cooking levels in red
- Residual heat display for each cooking zone
- Pot detection
- Child protection
- Timer – simultaneously adjustable for each cooking zone
- Countdown function
- Quick start function
- Recall function – Repeat the last settings
- Automatic safety switch-off
- Overflow detection
- Power management
- Flush-mounted installation possible
- Quick assembly system

**Dimensions H × W × D**

- Appliance dimensions: 20.1 × 78.0 × 52.0 cm
- Installation dimensions: 19.7 × 75.0 × 50.0 cm

**Output, consumption – extractor fan**

- Voltage: 220 – 240 V
- Total connected load: 163 W
- Energy efficiency class: A
- Average power consumption: 31.2 kWh / year
- Fan efficiency class: A
- Grease filter efficiency class: A
- Noise min. / max. Normal level / Intensive level:
  - Min. 34 dB (A) Max. 69 dB (A) Max. 72 dB (A)
- Fan output max. Normal level / Intensive level\*:
  - In extraction mode 434 m<sup>3</sup> / h / 500 m<sup>3</sup> / h
  - In circulation mode 350 m<sup>3</sup> / h / 400 m<sup>3</sup> / h



## Stand-alone hob, combi induction with integrated extractor fan

## 5IX 60290

EG 1362

**Output, consumption – hob**

- Voltage: 220 – 240 V
- Total connected load: 7.4 kW
- 4 induction cooking zones with booster:
  - 2 cooking zones Ø 16 cm, 1.4 kW (1.85 kW)
  - 2 cooking zone Ø 17.5 cm, 1.4 kW (2.1 kW)

**Design, comfort**

- Frameless
- Multi Control
- Smart Slider
- Touch Control
- Boost function for all induction cooking zones
- Electronic control in 11 power levels
- Digital display of cooking levels in red
- Residual heat display for each cooking zone
- Pot detection
- Child protection
- Timer – simultaneously adjustable for each cooking zone
- Countdown function
- Quick start function
- Recall function – Repeat the last settings
- Automatic safety switch-off
- Overflow detection
- Power management
- Flush-mounted installation possible
- Quick assembly system

**Dimensions H × W × D**

- Appliance dimensions: 20.1 × 59.0 × 52.0 cm
- Installation dimensions: 19.7 × 59.0 × 50.0 cm

**Output, consumption – extractor fan**

- Voltage: 220 – 240 V
- Total connected load: 165 W
- Energy efficiency class: B
- Average power consumption: 33.2 kWh / year
- Fan efficiency class: B
- Grease filter efficiency class: A
- Noise min. / max. Normal level / Intensive level:
  - Min. 34 dB (A) Max. 69 dB (A) Max. 72 dB (A)
- Fan output max. Normal level / Intensive level\*:
  - In extraction mode 424 m<sup>3</sup> / h / 441 m<sup>3</sup> / h
  - In circulation mode 339 m<sup>3</sup> / h / 353 m<sup>3</sup> / h

**Design, comfort – extractor fan**

- With fan motor integrated into the hob
- Suitable for installation in a kitchenette or kitchen island
- Optional extraction or circulation mode (carbon filter required for circulation mode)
- 10-level fan output controllable via Touch Control
- 9 power levels + 1 intensive level
- Intensive level with automatic reset for extraction mode
- Automatic blower overrun
- Metal grease filter and carbon filter saturation indication by LED control lamp
- The device automatically blocks after 30 hours of operation for filter cleaning
- Powerful and quiet blower
- The ventilation system is activated automatically when a cooking zone is in use

**Accessories**

- Grease filter insert with mesh fabric, dishwasher-safe

**Special accessories: see page 102 – 105**

In a range from:  
A+++ to D

\* According to  
EU Regulation  
no. 65 / 2014 / fan  
power according to  
EN 61591

## Stand-alone hob, combi induction with integrated extractor fan

## 5IX 90291

EG 1349

**Output, consumption – hob**

- Voltage: 220 – 240 V
- Total connected load: 7.4 kW
- 4 induction cooking zones with booster:
  - 2 cooking zones Ø 16.0 cm, 1.2 kW (1.4 kW)
  - 2 cooking zones Ø 20.0 cm, 2.3 kW (3.0 kW)

**Design, comfort – hob**

- Frameless
- Touch Control
- Boost function for all induction cooking zones
- Electronic control in 10 power levels
- Automatic safety switch-off
- Digital display of cooking levels
- Residual heat display for each cooking zone
- Pot detection
- Child lock
- Timer – simultaneously adjustable for each cooking zone
- Countdown function
- Power management
- Flush-mounted installation possible

**Dimensions H x W x D**

- Appliance dimensions: 82.0 – 97.5 x 90.0 x 53.0 cm
- Installation dimensions: 16.0 – 16.4 x 88.0 x 50.0 cm

**Output, consumption – extractor fan**

- Voltage: 220 – 240 V
- Total connected load: 160 W
- Energy efficiency class: A
- Average power consumption: 52.2 kWh/year
- Fan efficiency class: A
- Grease filter efficiency class: B
- Noise min./max. intensive level/normal level:
  - Min. 56 dB(A) Max. 70 dB(A) Max. 74 dB(A)
- Fan output max. Normal level/Intensive level\*:
  - In extraction mode 582 m<sup>3</sup>/h/674 m<sup>3</sup>/h
  - In circulation mode 460 m<sup>3</sup>/h/514 m<sup>3</sup>/h

**Design, comfort – extractor fan**

- Glass ceramic, black
- Suitable for installation in a kitchenette or kitchen island
- Optional extraction or circulation mode (carbon filter required for circulation mode)
- 4-level fan output controllable via Touch Control
- 3 power levels + 1 intensive level
- Intensive level with automatic reset for extraction mode
- Automatic, three-level blower overrun of 5/10 and 20 minutes with LED display
- Metal grease filter and carbon filter saturation indication by LED control lamp
- To clean / evacuate the metal grease filter and the water collection tank, the appliance automatically blocks after 40 hours of operation
- Automatic overrun for circulation mode
- Water collection tank: 0.75 litre capacity
- Powerful and quiet blower

**Accessories**

- Metal grease filter, dishwasher-safe

**Special accessories: see page 102 – 105**

In a range from:  
A+++ to D



\* According to  
EU Regulation  
no. 65 / 2014 / fan  
power according to  
EN 61591



## Stand-alone hob, combi induction with integrated extractor fan

5IX 99291

EG 1395



## Output, consumption – hob

- Voltage: 220 – 240 V
- Total connected load: 7.4 kW
- 4 induction cooking zones with booster:
- 4 cooking zones Ø 22 cm, 2.1 kW (3.7 kW)

## Design, comfort – hob

- Frameless
- Smart Slider
- Touch Control
- 2 × combi induction
- Flexible linking – Any two cooking zones can be combined into one cooking zone
- Boost function for all induction cooking zones
- Electronic control in 10 power levels
- Automatic safety switch-off
- Digital display of cooking levels in white
- Toggle function with fixed temperatures (40°C, 70°C and 98°C)
- Cooking Chef Mode, Pause and Recall
- Residual heat display
- Pot detection
- Child lock
- Timer
- Countdown function
- Flush-mounted installation possible

## Dimensions H × W × D

- Appliance dimensions: 82.7 – 98.2 × 90.0 × 53.0 cm
- Installation dimensions: 5.8 × 86.2 × 49.5 cm

## Output, consumption – extractor fan

- Voltage: 220 – 240 V
- Total connected load: 165 W
- Energy efficiency class: A+++
- Average power consumption: 30.8 kWh/year
- Fan efficiency class: A
- Grease filter efficiency class: B

Noise min./ max. normal level/ intensive level:

- Min. 45 dB (A) max. 65 dB (A) max. 70 dB (A)

Fan output max. normal level/ intensive level\*:

- In extraction mode 576 m<sup>3</sup>/h / 734 m<sup>3</sup>/h
- In circulation mode 450 m<sup>3</sup>/h / 560 m<sup>3</sup>/h

## Design, comfort – extractor fan

- Electronic opening of the extractor fan
- Glass ceramic, black
- Suitable for installation in a kitchenette or kitchen island
- Optional extraction or circulation mode (carbon filter required for circulation mode)
- 6-level fan output controllable via Touch Control
- 5 power levels + 1 intensive level
- Intensive level with automatic reset for extraction mode
- Automatic, three-level blower overrun of 5/ 10 and 20 minutes with LED display
- Metal grease filter and carbon filter saturation indication by LED control lamp
- To clean / evacuate the metal grease filter and the water collection tank, the appliance automatically blocks after 40 hours of operation
- Automatic overrun for circulation mode
- Water collection tank: 0.75 litre capacity
- Powerful and quiet blower

## Accessories

- Metal grease filter, dishwasher-safe

Special accessories: see page 102 – 105




Automatic opening of the extractor fan



## Stand-alone hob, combi induction with integrated extractor fan

5IX 94291

EG 1397



## Output, consumption – hob

- Voltage: 220 – 240 V
- Total connected load: 7.4 kW
- 4 induction cooking zones with booster:
- 4 cooking zones Ø 19.0 × 21.0 cm, 2.1 kW (3.0 kW)

## Design, comfort – hob

- Frameless
- Touch Control
- 2 × combi induction
- Flexible linking – Any two cooking zones can be combined into one cooking zone
- Boost function for all induction cooking zones
- Electronic control in 10 power levels
- Automatic safety switch-off
- Digital display of cooking levels
- Residual heat display for each cooking zone
- Pot detection
- Child lock
- Timer – simultaneously adjustable for each cooking zone
- Countdown function
- Power management
- Flush-mounted installation possible

## Dimensions H × W × D

- Appliance dimensions: 82.7 – 98.2 × 90.0 × 53.0 cm
- Installation dimensions: 5.8 × 86.2 × 49.5 cm

## Output, consumption – extractor fan

- Voltage: 220 – 240 V
- Total connected load: 165 W
- Energy efficiency class: A+++
- Average power consumption: 30.8 kWh/year
- Fan efficiency class: A
- Grease filter efficiency class: B

Noise min./ max. intensive level/ normal level:

- Min. 45 dB (A) Max. 65 dB (A) Max. 70 dB (A)

Fan output max. Normal level/ Intensive level\*:

- In extraction mode 576 m<sup>3</sup>/h / 734 m<sup>3</sup>/h
- In circulation mode 450 m<sup>3</sup>/h / 560 m<sup>3</sup>/h



Automatic opening of the extractor fan



In a range from: A+++ to D


\* According to EU Regulation no. 65 / 2014 / fan power according to EN 61591

\* For more information on the 5-year warranty, see page 7.



# MULTI CONTROL

## A unique match

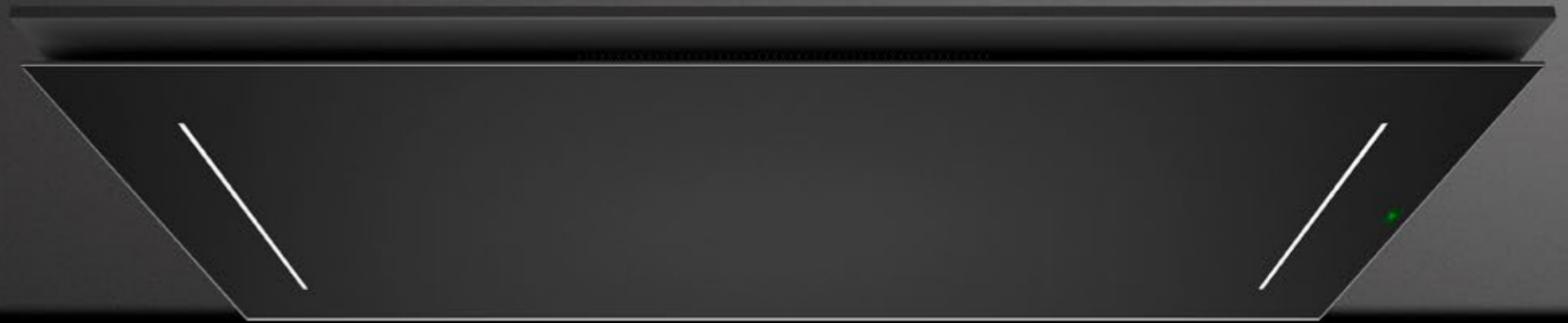
Here everything comes together that belongs together: Blaupunkt hobs with Multi Control  form a unique combination – together with the Multi Control extractor fan hoods. These can be easily controlled using the hob operating panel, and automatically adjust their output in line with the heat generated by the hob.



Multi Control

Here you can find all the information about Multi Control





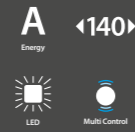
# EXTRACTOR FAN HOODS

Seared crispy or gently steamed: each meal preparation leaves traces behind in the room. Blaupunkt extractor fan hoods provide fresh air after each cooking experience.



## Island hood 5DF 92760

EG 1809



### Output, consumption

- Voltage: 220–240 V
- Total connected load: 208.2 W
- Energy efficiency class: A\*
- Average power consumption: 51 kWh/year\*
- Fan efficiency class: A\*
- Light efficiency class: A\*
- Grease filter efficiency class: B\*
- Noise min./max. Normal level: 48/64 dB\*
- Fan output max. Normal level/Intensive level\*:
- In extraction mode 521 m<sup>3</sup>/h/650 m<sup>3</sup>/h
- In circulation mode 380 m<sup>3</sup>/h/480 m<sup>3</sup>/h

### Design, comfort

- Black painted stainless steel
- For ceiling installation above kitchen islands
- Multi Control
- Optional extraction or circulation mode (an activated carbon filter required for circulation mode)
- 4-level fan power (3 power levels + 1 intensive level) controllable through Multi Control
- Intensive levels with automatic reset
- High, fine-tunable fan power
- Powerful and quiet blower
- Uniform, bright lighting with 2 × 4.1 W LED modules
- Illuminance: 270 lux
- Colour temperature: 4,000 K

### Accessories

- Metal grease filter, dishwasher-safe
- Remote control

Special accessories: see page 106–109

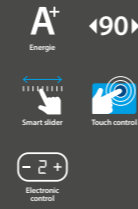
### Dimensions H × W × D

- Appliance dimensions, extraction: 90.0–109.0 × 140.0 × 60.0 cm
- Appliance dimensions, circulation: 96.5–120.0 × 140.0 × 60.0 cm



## Island hood 5DS 99770

EG 1843



### Output, consumption

- Voltage: 220–240 V
- Total connected load: 278 W
- Energy efficiency class: A+\*
- Average power consumption: 47 kWh/year\*
- Fan efficiency class: A\*
- Light efficiency class: A\*
- Grease filter efficiency class: B\*
- Noise min./max. Normal level: 52/65 dB\*
- Fan output max. Normal level/Intensive level\*:
- In extraction mode max. 580 m<sup>3</sup>/h/700 m<sup>3</sup>/h
- In circulation mode max. 450 m<sup>3</sup>/h/500 m<sup>3</sup>/h

### Design, comfort

- Black painted stainless steel and black glass panel
- For ceiling installation above kitchen islands
- Smart Slider
- Touch Control
- Optional extraction or circulation mode (an activated carbon filter required for circulation mode)
- Electronic control
- 4-level fan power (3 power levels + 1 intensive level) controllable via Smart Slider with LED display
- Intensive levels with automatic reset
- Powerful and quiet blower
- Uniform, bright lighting with 4 × 2 W LED lamps
- Illuminance: 180 lux
- Colour temperature: 4,000 K

### Accessories

- Metal grease filter, dishwasher-safe
- Incl. exhaust air shaft

Special accessories: see page 106–109

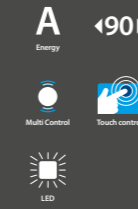
### Dimensions H × W × D

- Appliance dimensions, extraction: 77.0–106.0 × 90.0 × 58.0 cm
- Appliance dimensions, circulation: 77.0–106.0 × 90.0 × 58.0 cm



## Island hood 5DB 99751

EG 1872



### Output, consumption

- Voltage: 220–240 V
- Total connected load: 225.4 W
- Energy efficiency class: A\*
- Average power consumption: 44 kWh/year\*
- Fan efficiency class: A\*
- Light efficiency class: A\*
- Grease filter efficiency class: C\*
- Noise min./max. Normal level: 48/62 dB\*
- Fan output max. Normal level/Intensive level\*:
- In extraction mode 560 m<sup>3</sup>/h/626 m<sup>3</sup>/h
- In circulation mode 394 m<sup>3</sup>/h/445 m<sup>3</sup>/h

### Design, comfort

- Stainless steel
- For ceiling installation above kitchen islands
- Multi Control
- Touch Control
- Optional extraction or circulation mode (an activated carbon filter required for circulation mode)
- 4-level fan power (3 power levels + 1 intensive level) controllable through Multi Control
- Intensive levels with automatic reset
- Powerful and quiet blower
- Uniform, bright lighting with 2 × 2.7 W LED modules
- Illuminance: 152 lux
- Colour temperature: 4,000 K

### Accessories

- Metal grease filter, dishwasher-safe
- Incl. exhaust air shaft

Special accessories: see page 106–109

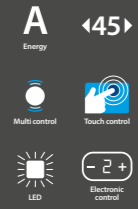
### Dimensions H × W × D

- Appliance dimensions, extraction: 76.0–103.0 × 90.0 × 60.0 cm
- Appliance dimensions, circulation: 84.0–114.0 × 90.0 × 60.0 cm



## Island hood 5DB 96453

EG 1813



### Output, consumption

- Voltage: 220–240 V
- Total connected load: 225.4 W
- Energy efficiency class: A\*
- Average power consumption: 43 kWh/year\*
- Fan efficiency class: A\*
- Light efficiency class: A\*
- Grease filter efficiency class: C\*
- Noise min./max. Normal level: 48/60 dB\*
- Fan output max. Normal level/Intensive level\*:
- In circulation mode 394 m<sup>3</sup>/h/445 m<sup>3</sup>/h

### Design, comfort

- Stainless steel and black painted stainless steel
- For ceiling installation above kitchen islands
- Multi Control
- Touch Control
- Circulation hood (an activated carbon filter required for circulation mode)
- Electronic control
- 4-level fan power (3 power levels + 1 intensive level) controllable through Multi Control
- Intensive levels with automatic reset
- Powerful and quiet blower
- Uniform, bright lighting with 2 × 2.7 W LED modules
- Colour temperature: 4,000 K

### Accessories

- Metal grease filter, dishwasher-safe

Special accessories: see page 106–109


### Dimensions H × W × D

- Appliance dimensions, circulation: 170.5 × 45.0 × 45.0 cm



In a range from:  
A+++ to D

\* According to  
EU Regulation  
no. 65/2014/fan  
power according to  
EN 61591



Thanks to the lift function, the hood moves down to the desired height almost noiselessly

The hood can be raised elegantly to the ceiling when not in use, creating space above the hob and serving as a lamp to light the kitchen

Made of glass and stainless steel, the hood stands out for its extremely clear and elegant design

#### Island hood

## 5SL 92500

EG 1849

#### Output, consumption

- Voltage: 220 – 240 V
- Total connected load: 194 W
- Noise min./max. normal level: 55 / 66 dB\*
- Fan output max. normal level / intensive level\*:
- In circulation mode 500 m<sup>3</sup> / h / 550 m<sup>3</sup> / h

#### Design, comfort

- Black Glass and Dark Steel
- For ceiling installation above kitchen islands
- Circulation mode (activated carbon filter required for circulation mode)
- Electronic control
- 4-level fan power (3 power levels + 1 intensive level) controllable through remote control
- Intensive levels with automatic reset
- Powerful and quiet blower
- Uniform, bright lighting with 1 × 16 W LED modules
- Colour temperature: 4,000 K



#### Accessories

- Metal grease filter, dishwasher-safe
- Remote control

**Special accessories: see page 106 – 109**

#### Dimensions H × W × D

- Device dimensions closed: 28.0 × 108.7 × 58.7 cm
- Device dimensions extended: 128.0 × 108.7 × 58.7 cm

In a range from:  
A+++ to D





\* According to  
EU Regulation  
no. 65 / 2014 / fan  
power according to  
EN 61591

## Oblique hood

## 5DL 69654

EG 1838

**Output, consumption**

- Voltage: 220 – 240 V
  - Total connected load: 276 W
  - Energy efficiency class: A+\*
  - Average power consumption: 46.4 kWh/year\*
  - Fan efficiency class: A\*
  - Light efficiency class: A\*
  - Grease filter efficiency class: C\*
  - Noise min./max. Normal level: 52/64 dB\*
- Fan output max. Normal level/Intensive level\*:
- In extraction mode 630 m<sup>3</sup>/h/790 m<sup>3</sup>/h
  - In circulation mode 385 m<sup>3</sup>/h/430 m<sup>3</sup>/h

**Design, comfort**

- Black glass screen with Dark Steel front
- With gas pressure damper
- For wall installation above cooking zones
- Optional extraction or circulation mode (an activated carbon filter required for circulation mode)
- Electronic control
- 4-level fan power (3 power levels + 1 intensive level) controllable through Multi Control
- Filter saturation display
- Powerful and quiet blower
- High, fine-tunable fan power
- Edge suction
- Uniform, bright lighting with 2 × 2.7 W LED lamps
- Illuminance: 154 lux
- Colour temperature: 4,000 K

**Accessories**

- Metal grease filter, dishwasher-safe
- Incl. exhaust air shaft

Special accessories: see page 106 – 109

**Dimensions H × W × D**

- Appliance dimensions, extraction: 71.2 – 102.2 × 90.0 × 34.0 cm
- Appliance dimensions, circulation: 83.7 – 102.2 × 90.0 × 34.0 cm

In a range from:  
A+++ to D

\* According to  
EU Regulation  
no. 65/2014/fan  
power according to  
EN 61591


\* For more information  
on the 5-year warranty,  
see page 7.



## Oblique hood

## 5DL 69850 New

EG 1862

**Output, consumption**

- Voltage: 220 – 240 V
  - Total connected load: 252 W
  - Energy efficiency class: A\*
  - Average power consumption: 56.8 kWh/year\*
  - Fan efficiency class: A\*
  - Light efficiency class: A\*
  - Grease filter efficiency class: B\*
  - Noise min./max. normal level: 48/62 dB\*
- Fan output max. normal level/Intensive level\*:
- in extraction mode max. 590 m<sup>3</sup>/h/740 m<sup>3</sup>/h
  - in circulation mode max. 390 m<sup>3</sup>/h/400 m<sup>3</sup>/h

**Design, comfort**

- Stainless steel / Black painted stainless steel
- With gas pressure damper
- For wall installation above cooking zones
- Multi Control
- Touch Control
- Optional extraction or circulation mode (activated carbon filter required for circulation mode)
- Electronic control
- 4-level fan power (3 power levels + 1 intensive level) controllable through Multi Control
- Intensive levels with automatic reset
- Powerful and quiet blower
- Uniform, bright lighting with 2 × 1 W LED modules
- Illuminance: 250 lux
- Colour temperature: 4,000 K

**Accessories**

- Metal grease filter, dishwasher-safe
- Exhaust air shaft

Special accessories: see page 106 – 109

**Dimensions H × W × D**

- Appliance dimensions, extraction: 73.2 – 91.7 × 90.0 × 38.4 cm
- Appliance dimensions, circulation: 83.7 – 102.2 × 90.0 × 38.4 cm



## Oblique hood

## 5DL 68850 New

EG 1848

**Output, consumption**

- Voltage: 220 – 240 V
  - Total connected load: 252 W
  - Energy efficiency class: A\*
  - Average power consumption: 56.8 kWh/year\*
  - Fan efficiency class: A\*
  - Light efficiency class: A\*
  - Grease filter efficiency class: B\*
  - Noise min./max. normal level: 48/62 dB\*
- Fan output max. normal level/Intensive level\*:
- in extraction mode max. 590 m<sup>3</sup>/h/740 m<sup>3</sup>/h
  - in circulation mode max. 390 m<sup>3</sup>/h/400 m<sup>3</sup>/h

**Design, comfort**

- Stainless steel / Black painted stainless steel
- With gas pressure damper
- For wall installation above cooking zones
- Multi Control
- Touch Control
- Optional extraction or circulation mode (activated carbon filter required for circulation mode)
- Electronic control
- 4-level fan power (3 power levels + 1 intensive level) controllable through Multi Control
- Intensive levels with automatic reset
- Powerful and quiet blower
- Uniform, bright lighting with 2 × 1 W LED modules
- Illuminance: 250 lux
- Colour temperature: 4,000 K

**Accessories**

- Metal grease filter, dishwasher-safe
- Exhaust air shaft

Special accessories: see page 106 – 109

**Dimensions H × W × D**

- Appliance dimensions, extraction: 73.2 – 91.7 × 80.0 × 38.4 cm
- Appliance dimensions, circulation: 83.7 – 102.2 × 80.0 × 38.4 cm



## Oblique hood

## 5DL 66850 New

EG 1839

**Output, consumption**

- Voltage: 220 – 240 V
  - Total connected load: 252 W
  - Energy efficiency class: A\*
  - Average power consumption: 56.8 kWh/year\*
  - Fan efficiency class: A\*
  - Light efficiency class: A\*
  - Grease filter efficiency class: B\*
  - Noise min./max. normal level: 48/62 dB\*
- Fan output max. normal level/Intensive level\*:
- in extraction mode max. 590 m<sup>3</sup>/h/740 m<sup>3</sup>/h
  - in circulation mode max. 390 m<sup>3</sup>/h/400 m<sup>3</sup>/h

**Design, comfort**

- Stainless steel / Black painted stainless steel
- With gas pressure damper
- For wall installation above cooking zones
- Multi Control
- Touch Control
- Optional extraction or circulation mode (activated carbon filter required for circulation mode)
- Electronic control
- 4-level fan power (3 power levels + 1 intensive level) controllable through Multi Control
- Intensive levels with automatic reset
- Powerful and quiet blower
- Uniform, bright lighting with 2 × 1 W LED modules
- Illuminance: 250 lux
- Colour temperature: 4,000 K

**Accessories**

- Metal grease filter, dishwasher-safe
- Exhaust air shaft

Special accessories: see page 106 – 109

**Dimensions H × W × D**

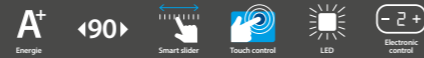
- Appliance dimensions, extraction: 73.2 – 91.7 × 60.0 × 38.4 cm
- Appliance dimensions, circulation: 83.7 – 102.2 × 60.0 × 38.4 cm



## Wall hood

## 5DS 69770

EG 1835



## Output, consumption

- Voltage: 220–240 V
- Total connected load: 274 W
- Energy efficiency class: A+\*
- Average power consumption: 43 kWh/year\*
- Fan efficiency class: A\*
- Light efficiency class: A\*
- Grease filter efficiency class: B\*
- Noise min./max. Normal level: 52/65 dB\*
- Fan output max. Normal level/Intensive level\*:
- In extraction mode max. 580 m<sup>3</sup>/h/700 m<sup>3</sup>/h
- In circulation mode max. 450 m<sup>3</sup>/h/500 m<sup>3</sup>/h

## Design, comfort

- Black painted stainless steel and black glass screen
- For wall installation above cooking zones
- Smart Slider
- Touch Control
- Optional extraction or circulation mode (an activated carbon filter required for circulation mode)
- Electronic control
- 4-level fan power (3 power levels + 1 intensive level) controllable via Smart Slider with LED display
- Intensive levels with automatic reset
- Powerful and quiet blower
- Uniform, bright lighting with 2 × 2 W LED lamps
- Illuminance: 180 lux
- Colour temperature: 4,000 K

## Accessories

- Metal grease filter, dishwasher-safe
- Incl. exhaust air shaft

Special accessories: see page 106–109

## Dimensions H × W × D

- Appliance dimensions, extraction: 79.0–106.0 × 90.0 × 45.0 cm
- Appliance dimensions, circulation: 79.0–106.0 × 90.0 × 45.0 cm



## Wall hood

## 5DB 69254

EG 1857



## Output, consumption

- Voltage: 220–240 V
- Total connected load: 225.4 W
- Energy efficiency class: A\*
- Average power consumption: 44 kWh/year\*
- Fan efficiency class: A\*
- Light efficiency class: A\*
- Grease filter efficiency class: C\*
- Noise min./max. Normal level: 48/62 dB\*
- Fan output max. Normal level/Intensive level\*:
- In extraction mode 560 m<sup>3</sup>/h/632 m<sup>3</sup>/h
- In circulation mode 394 m<sup>3</sup>/h/445 m<sup>3</sup>/h

## Design, comfort

- Stainless steel
- For wall installation above cooking zones
- Multi Control
- Optional extraction or circulation mode (carbon filter required for circulation mode)
- Electronic control
- 4-level fan power (3 power levels + 1 intensive level) controllable through Multi Control
- Intensive levels with automatic reset
- Powerful and quiet blower
- Uniform, bright lighting with 2 × 2.7 W LED modules
- Colour temperature: 4,000 K

## Accessories

- Metal grease filter, dishwasher-safe
- Incl. exhaust air shaft

Special accessories: see page 106–109

## Dimensions H × W × D

- Appliance dimensions, extraction: 64.0–106.0 × 90.0 × 48.0 cm
- Appliance dimensions, circulation: 71.0–113.0 × 90.0 × 48.0 cm



## Wall hood

## 5DB 66254

EG 1846



## Output, consumption

- Voltage: 220–240 V
- Total connected load: 225.4 W
- Energy efficiency class: A\*
- Average power consumption: 44 kWh/year\*
- Fan efficiency class: A\*
- Light efficiency class: A\*
- Grease filter efficiency class: C\*
- Noise min./max. Normal level: 48/62 dB\*
- Fan output max. Normal level/Intensive level\*:
- In extraction mode 560 m<sup>3</sup>/h/632 m<sup>3</sup>/h
- In circulation mode 394 m<sup>3</sup>/h/445 m<sup>3</sup>/h

## Design, comfort

- Stainless steel
- For wall installation above cooking zones
- Multi Control
- Optional extraction or circulation mode (carbon filter required for circulation mode)
- Electronic control
- 4-level fan power (3 power levels + 1 intensive level) controllable through Multi Control
- Intensive levels with automatic reset
- Powerful and quiet blower
- Uniform, bright lighting with 2 × 2.7 W LED modules
- Colour temperature: 4,000 K

## Accessories

- Metal grease filter, dishwasher-safe
- Incl. exhaust air shaft

Special accessories: see page 106–109

## Dimensions H × W × D

- Appliance dimensions, extraction: 64.0–106.0 × 60.0 × 48.0 cm
- Appliance dimensions, circulation: 71.0–113.0 × 60.0 × 48.0 cm

In a range from:  
A+++ to D\* According to  
EU Regulation  
no. 65/2014/fan  
power according to  
EN 61591

## Wall hood

## 5DB 69753

EG 1834

**Output, consumption**

- Voltage: 220 – 240 V
- Total connected load: 123 W
- Energy efficiency class: C\*
- Average power consumption: 64.8 kWh/year\*
- Fan efficiency class: E\*
- Light efficiency class: D\*
- Grease filter efficiency class: C\*
- Noise min./max. Normal level: 54 / 68 dB\*
- Fan output max. Normal level:
  - In extraction mode 435 m<sup>3</sup>/h
  - In circulation mode 265 m<sup>3</sup>/h

**Design, comfort**

- Stainless steel
- For wall installation above cooking zones
- Optional extraction or circulation mode (carbon filter required for circulation mode)
- Mechanical 3-level control
- Intensive levels with automatic reset
- Uniform, bright lighting with 2 × 4 W LED lamps
- Illuminance: 100 lux
- Colour temperature: 3,000 K

**Accessories**

- Metal grease filter, dishwasher-safe
- Incl. exhaust air shaft

**Special accessories: see page 106 – 109**

**Dimensions H × W × D**

- Appliance dimensions, extraction: 66.7 – 94.0 × 90.0 × 45.0 cm
- Appliance dimensions, circulation: 79.0 – 106.0 × 90.0 × 45.0 cm



## Wall hood

## 5DB 66753

EG 1833

**Output, consumption**

- Voltage: 220 – 240 V
- Total connected load: 123 W
- Energy efficiency class: C\*
- Average power consumption: 64.8 kWh/year\*
- Fan efficiency class: E\*
- Light efficiency class: D\*
- Grease filter efficiency class: C\*
- Noise min./max. Normal level: 54 / 68 dB\*
- Fan output max. Normal level:
  - In extraction mode 435 m<sup>3</sup>/h
  - In circulation mode 265 m<sup>3</sup>/h

**Design, comfort**

- Stainless steel
- For wall installation above cooking zones
- Optional extraction or circulation mode (carbon filter required for circulation mode)
- Mechanical 3-level control
- Intensive levels with automatic reset
- Uniform, bright lighting with 2 × 4 W LED lamps
- Illuminance: 100 lux
- Colour temperature: 3,000 K

**Accessories**

- Metal grease filter, dishwasher-safe
- Incl. exhaust air shaft

**Special accessories: see page 106 – 109**

**Dimensions H × W × D**

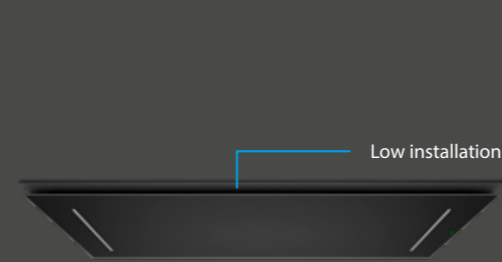
- Appliance dimensions, extraction: 66.7 – 94.0 × 60.0 × 45.0 cm
- Appliance dimensions, circulation: 79.0 – 106.0 × 60.0 × 45.0 cm



## Ceiling fan

## 5DD 72557 New

EG 1836

**Output, consumption**

- Voltage: 220 – 240 V
- Total connected load: 173.4 W
- Energy efficiency class: A+\*
- Average power consumption: 42 kWh/year\*
- Fan efficiency class: A\*
- Light efficiency class: A\*
- Grease filter efficiency class: C\*
- Noise min./max. normal level: 48 / 64 dB\*
- Fan output max. normal level / Intensive level\*:
  - In extraction mode 566 m<sup>3</sup>/h / 703 m<sup>3</sup>/h
  - In circulation mode 413 m<sup>3</sup>/h / 519 m<sup>3</sup>/h

**Design, comfort**

- Black painted stainless steel and black glass
- For ceiling installation above kitchen islands
- Multi Control
- Optional extraction or circulation mode (activated carbon filter required for circulation mode)
- Electronic control
- 6-level fan power (5 power levels + 1 intensive level) controllable through Multi Control
- Intensive levels with automatic reset
- Powerful and quiet blower
- Uniform, bright lighting with 2 × 4.2 W LED modules
- Colour temperature: 4,000 K

**Accessories**

- Metal grease filter, dishwasher-safe
- Remote control

**Special accessories: see page 106 – 109**

**Dimensions H × W × D**

- Appliance dimensions: max. 16.1 × 120.0 × 55.0 cm



## Ceiling fan

## 5DD 72556

EG 1847

**Output, consumption**

- Voltage: 220 – 240 V
- Total connected load: 98 W
- Noise min./max. Normal level: 55 / 68 dB\*
- Fan output max. Normal level / Intensive level\*:
  - In circulation mode 480 m<sup>3</sup>/h / 550 m<sup>3</sup>/h

**Design, comfort**

- Black painted stainless steel and black glass
- For ceiling installation above kitchen islands
- Multi Control
- Circulation mode (carbon filter is required for circulation mode)
- Electronic control
- 4-level fan power (3 power levels + 1 intensive level) controllable through Multi Control
- Intensive levels with automatic reset
- Powerful and quiet blower
- Uniform, bright lighting with 2 × 4 W LED modules
- Optional extendible Multi Control function: LED light with adjustable brightness and colour temperature
- Colour temperature: 4,000 K

**Accessories**

- Metal grease filter, dishwasher-safe
- Remote control

**Special accessories: see page 106 – 109**

**Dimensions H × W × D**

- Appliance dimensions: 16.1 × 90.0 × 55.0 cm



In a range from:  
A+++ to D

\* According to  
EU Regulation  
no. 65 / 2014 / fan  
power according to  
EN 61591



## Flat hood

## 5DA 39452

EG 1825



## Output, consumption

- Voltage: 220 – 240 V
- Total connected load: 76 W
- Energy efficiency class: A\*
- Average power consumption: 48.3 kWh / year\*
- Fan efficiency class: B\*
- Light efficiency class: A\*
- Grease filter efficiency class: C\*
- Noise min. / max. Normal level: 50 / 63 dB\*
- Fan output max. Normal level / Intensive level\*:
- In extraction mode 266 / 412 m<sup>3</sup> / h
- In circulation mode 166 / 353 m<sup>3</sup> / h

## Design, comfort

- Optional extraction or circulation mode (starter set required for circulation mode)
- For wall-mounted cabinet 90 cm
- Energy-saving operation thanks to efficient BLDC technology
- High, fine-tunable fan power through electronic control
- 4-level fan power (3 power levels + 1 intensive level), controllable via short-stroke keys
- Intensive levels with automatic reset
- Powerful and quiet blower / Eco Engine
- Uniform, bright lighting with 3 × 1.5 W LED lamps
- Illuminance: 355 lux
- Colour temperature: 3,500 K

## Accessories

- Metal grease filter, dishwasher-safe

Special accessories: see page 106 – 109

## Dimensions H × W × D

- Appliance dimensions, extraction: 20.3 × 89.8 × 29.0 cm
- Appliance dimensions, circulation: 20.3 × 89.8 × 29.0 cm

In a range from: A+++ to D

\* According to EU Regulation no. 65/2014 / fan power according to EN 61591



## Flat hood

## 5DA 36453

EG 1824



## Output, consumption

- Voltage: 220 – 240 V
- Total connected load: 74 W
- Energy efficiency class: A\*
- Average power consumption: 48.3 kWh / year\*
- Fan efficiency class: B\*
- Light efficiency class: A\*
- Grease filter efficiency class: C\*
- Noise min. / max. Normal level: 49 / 62 dB\*
- Fan output max. Normal level / Intensive level\*:
- In extraction mode 271 / 405 m<sup>3</sup> / h
- In circulation mode 174 / 360 m<sup>3</sup> / h

## Design, comfort

- Optional extraction or circulation mode (starter set required for circulation mode)
- For wall-mounted cabinet 60 cm
- Energy-saving operation thanks to efficient BLDC technology
- High, fine-tunable fan power through electronic control
- 4-level fan power (3 power levels + 1 intensive level), controllable via short-stroke keys
- Intensive levels with automatic reset
- Powerful and quiet blower / Eco Engine
- Uniform, bright lighting with 2 × 1.5 W LED lamps
- Illuminance: 355 lux
- Colour temperature: 3,500 K

## Accessories

- Metal grease filter, dishwasher-safe

Special accessories: see page 106 – 109

## Dimensions H × W × D

- Appliance dimensions, extraction: 20.3 × 59.8 × 29.0 cm
- Appliance dimensions, circulation: 20.3 × 59.8 × 29.0 cm



## Flat hood

## 5DA 36258

EG 1804



## Output, consumption

- Voltage: 220 – 240 V
- Total connected load: 118 W
- Energy efficiency class: B\*
- Average power consumption: 38.6 kWh / year\*
- Fan efficiency class: C\*
- Light efficiency class: D\*
- Grease filter efficiency class: B\*
- Noise min. / max. Normal level: 54 / 67 dB
- Fan power\*:
- In extraction mode max. 340 m<sup>3</sup> / h
- In circulation mode max. 140 m<sup>3</sup> / h

## Design, comfort

- Optional extraction or circulation mode (an activated carbon filter required for circulation mode)
- For wall-mounted cabinet 60 cm
- Telescopic extension without panel
- Panel from original light strip from kitchen furniture manufacturer
- 3-level fan power controllable via slide switch
- Automatic switch-on and switch-off by pressing the moving filter surface
- Uniform, bright lighting with 2 × 4 W LED lamps
- Illuminance: 130 lux
- Colour temperature: 3,000 K

## Accessories

- Metal grease filter, dishwasher-safe

Special accessories: see page 106 – 109

## Dimensions H × W × D

- Appliance dimensions: 17.5 × 59.8 × 26.0 cm
- Installation dimensions: 13.5 × 49.7 × 22.7 cm



## Fan module

## 5DA 46450 New

EG 1912



## Output, consumption

- Voltage: 220 – 240 V
- Total connected load: 252 W
- Energy efficiency class: B\*
- Average power consumption: 67.5 kWh / year\*
- Fan efficiency class: B
- Light efficiency class: A\*
- Grease filter efficiency class: C\*
- Noise min. / max. normal level: 54 / 66 dB\*
- Fan output max. normal level / Intensive level\*:
- In extraction mode 580 m<sup>3</sup> / h / 670 m<sup>3</sup> / h
- In circulation mode 410 m<sup>3</sup> / h / 420 m<sup>3</sup> / h

## Design, comfort

- Fan module with white glass
- Optional extraction or circulation mode (activated carbon filter required for circulation mode)
- Soft push buttons (3 power levels + 1 intensive level)
- Intensive levels with automatic reset
- High, fine-tunable fan power through electronic control
- Edge suction
- Uniform, bright lighting with 2 × 1 W LED lamp
- Illuminance: 200 lux
- Colour temperature: 4,000 K

## Accessories

- Metal grease filter, dishwasher-safe

Special accessories: see page 106 – 109

## Dimensions H × W × D

- Appliance dimensions, extraction: 33.75 × 52.2 × 28.6 cm
- Appliance dimensions, circulation: 33.75 × 52.2 × 28.6 cm



## Fan module

## 5DA 29450

EG 1827



## Output, consumption

- Voltage: 220 – 240 V
- Total connected load: 155 W
- Energy efficiency class: D\*
- Average power consumption: 82 kWh / year\*
- Fan efficiency class: E\*
- Light efficiency class: A\*
- Grease filter efficiency class: C\*
- Noise min. / max. normal level: 57 / 68 dB\*
- Fan output max. Normal level / Intensive level\*:
- In extraction mode 360 m<sup>3</sup> / h
- In circulation mode 200 m<sup>3</sup> / h

## Design, comfort

- Fan module with glass panel
- Optional extraction or circulation mode (activated carbon filter required for circulation mode)
- For wall-mounted cabinet 90 cm
- 3-level fan power adjustable via control knob
- Uniform, bright lighting with 2 × 1.1 W LED bulbs
- Illuminance: 180 lux
- Colour temperature: 3,000 K

## Accessories

- Metal grease filter, dishwasher-safe

Special accessories: see page 106 – 109

## Dimensions H × W × D

- Appliance dimensions, extraction: 34.0 × 89.8 × 32.0 cm
- Appliance dimensions, circulation: 34.0 × 89.8 × 32.0 – 36.0 cm



## Fan module

## 5DA 26450

EG 1826



## Output, consumption

- Voltage: 220 – 240 V
- Total connected load: 155 W
- Energy efficiency class: D\*
- Average power consumption: 82 kWh / year\*
- Fan efficiency class: E\*
- Light efficiency class: A\*
- Grease filter efficiency class: C\*
- Noise min. / max. normal level: 57 / 68 dB\*
- Fan output max. Normal level / Intensive level\*:
- In extraction mode 360 m<sup>3</sup> / h
- In circulation mode 200 m<sup>3</sup> / h

## Design, comfort

- Fan module with glass panel
- Optional extraction or circulation mode (activated carbon filter required for circulation mode)
- For wall-mounted cabinet 60 cm
- 3-level fan power adjustable via control knob
- Uniform, bright lighting with 2 × 1.1 W LED bulbs
- Illuminance: 180 lux
- Colour temperature: 3,000 K

## Accessories


- Metal grease filter, dishwasher-safe

Special accessories: see page 106 – 109

## Dimensions H × W × D

- Appliance dimensions, extraction: 34.0 × 59.8 × 32.0 cm
- Appliance dimensions, circulation: 34.0 × 59.8 × 32.0 – 36.0 cm





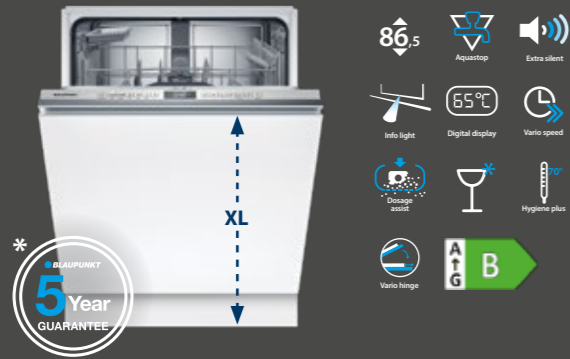
# DISHWASHER

First the pleasure, then the work? Blaupunkt dishwashers take over the work for you, so you can keep having fun when the feast is over. Different installation heights and a wide, variable storage space: the Blaupunkt range has the right helper for every space need.

Built-in dishwasher, fully integrated

## 5VH 6X01EBE New

EG 1683

**Output, consumption**

- Energy efficiency class: B<sup>1)</sup>
- Noise efficiency class: B
- Capacity: 13 standard place settings
- Energy<sup>2)</sup> / water<sup>3)</sup>: 64 kWh / 9 l
- Noise: 42 dB (A) re 1 pW
- Connected loads: 220–240 V / 2.4 kW

**Features**

- 6 programmes: Intensive 70 °C, Auto 45 °C–65 °C, Eco 50 °C, Glass 40 °C, 1 h 65 °C, Pre-Rinse
- Machine cleaning programme
- 5 cleaning temperatures
- Hygiene Plus, Extra Dry, Half Load
- Vario Speed Plus
- Regeneration electronics / immersion heater with integrated pump system (BLDC)
- Dosing assistant
- Aqua sensor / load sensor
- Automatic cleaning / glass protection technology
- Alternating rinse technology
- Heat exchanger
- Eco drying
- Acoustic program finish signal
- Aquastop
- InfoLight, blue
- Vario hinge

**Design, comfort**

- Fully integrable behind kitchen cabinet door
- Control panel on top of inside door
- Electrical time pre-selection: 1–24 hours / remaining time display
- Electrical refill display for salt / rinse agent
- Digital display
- Programme status display (LED)
- Self-cleaning screen with triple shaft filter system
- Cup racks in upper basket (2 ×)
- Cutlery basket in upper basket
- Vario cutlery basket in lower basket
- Rack stopper to prevent the lower basket from rolling too far
- Height-adjustable upper basket with Rackmatic (3-level)
- Folding spine rows in lower basket (2 ×)
- Stainless steel interior

**Special accessories: see page 110****Dimensions H × W × D**

- Appliance dimensions: 86.5 × 59.8 × 55.0 cm
- Recess dimensions: 86.5–92.5 × 60.0 × 55.0 cm



<sup>1)</sup> On an energy efficiency class scale from A to G

<sup>2)</sup> Energy consumption in kWh / 100 operating cycles (in Eco programme)

<sup>3)</sup> Water consumption in litres / operating cycle (in Eco programme)

\* For more information on the 5-year warranty, see page 7.

Built-in dishwasher, fully integrated

## 5VF 6X01EBE New

EG 1669

**Output, consumption**

- Energy efficiency class: B<sup>1)</sup>
- Noise efficiency class: B
- Capacity: 13 standard place settings
- Energy<sup>2)</sup> / water<sup>3)</sup>: 64 kWh / 9 l
- Noise: 42 dB (A) re 1 pW
- Connected loads: 220–240 V / 2.4 kW

**Features**

- 6 programmes: Intensive 70 °C, Auto 45 °C–65 °C, Eco 50 °C, Glass 40 °C, 1 h 65 °C, Pre-Rinse
- Machine cleaning programme
- 5 cleaning temperatures
- Hygiene Plus, Extra Dry, Half Load
- Vario Speed Plus
- Regeneration electronics / immersion heater with integrated pump system (BLDC)
- Dosing assistant
- Aqua sensor / load sensor
- Automatic cleaning / glass protection technology
- Alternating rinse technology
- Heat exchanger
- Eco drying
- Acoustic program finish signal
- Aquastop
- InfoLight, blue
- Vario hinge

**Design, comfort**

- Fully integrable behind kitchen cabinet door
- Control panel on top of inside door
- Electrical time pre-selection: 1–24 hours / remaining time display
- Electrical refill display for salt / rinse agent
- Digital display
- Programme status display (LED)
- Self-cleaning screen with triple shaft filter system
- Cup racks in upper basket (2 ×)
- Cutlery basket in upper basket
- Vario cutlery basket in lower basket
- Rack stopper to prevent the lower basket from rolling too far
- Height-adjustable upper basket with Rackmatic (3-level)
- Folding spine rows in lower basket (2 ×)
- Stainless steel interior

**Special accessories: see page 110****Dimensions H × W × D**

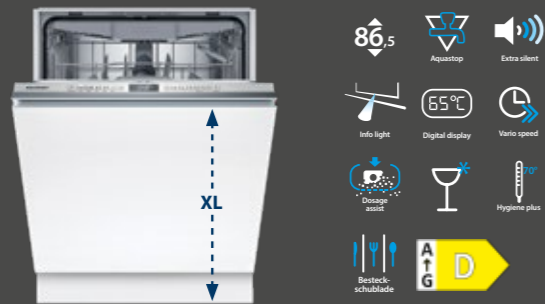
- Appliance dimensions: 81.5 × 59.8 × 55.0 cm
- Recess dimensions: 81.5–87.5 × 60.0 × 55.0 cm



Built-in dishwasher, fully integrated

## 5VH 6X01HVE New

EG 1682

**Output, consumption**

- Energy efficiency class: D<sup>1)</sup>
- Noise efficiency class: C
- Capacity: 14 standard place settings
- Energy<sup>2)</sup> / water<sup>3)</sup>: 85 kWh / 9 l
- Noise: 46 dB (A) re 1 pW
- Connected loads: 220 – 240 V / 2.4 kW

**Features**

- 6 programmes: Intensive 70 °C, Auto 45 °C – 65 °C, Eco 50 °C, 1 h 65 °C, Glass 40 °C, Pre-Rinse
- Machine cleaning programme
- Hygiene Plus, Extra Dry, Half Load
- Vario Speed Plus
- Eco Engine immersion heater with integrated pump system / regeneration electronics
- Dosing assistant
- Aqua sensor / load sensor
- Automatic cleaning / glass protection technology
- Regeneration electronics
- Alternating rinse technology
- Heat exchanger
- Acoustic program finish signal
- Aquastop
- InfoLight, blue

**Design, comfort**

- Fully integrable behind kitchen cabinet door
- Control panel on top of inside door
- Regeneration electronics / immersion heater with integrated pump system (BLDC)
- Electrical time pre-selection: 1 – 24 hours / remaining time display
- Electrical refill display for salt / rinse agent
- Digital display
- Programme status display (LED)
- Self-cleaning screen with triple shaft filter system
- Cutlery drawer
- Cup racks in upper basket (2 ×)
- Height-adjustable upper basket
- Folding spine rows in lower basket (2 ×)

Special accessories: see page 110

**Dimensions H × W × D**

- Appliance dimensions: 86.5 × 59.8 × 55.0 cm
- Recess dimensions: 86.5 – 92.5 × 60.0 × 55.0 cm

<sup>1)</sup> On an energy efficiency class scale from A to G

<sup>2)</sup> Energy consumption in kWh / 100 operating cycles (in Eco programme)

<sup>3)</sup> Water consumption in litres / operating cycle (in Eco programme)



Built-in dishwasher, fully integrated

## 5VF 6X01HVE New

EG 1668

**Output, consumption**

- Energy efficiency class: D<sup>1)</sup>
- Noise efficiency class: C
- Capacity: 14 standard place settings
- Energy<sup>2)</sup> / water<sup>3)</sup>: 85 kWh / 9 l
- Noise: 46 dB (A) re 1 pW
- Connected loads: 220 – 240 V / 2.4 kW

**Features**

- 6 programmes: Intensive 70 °C, Auto 45 °C – 65 °C, Eco 50 °C, 1 h 65 °C, Glass 40 °C, Pre-Rinse
- Machine cleaning programme
- Hygiene Plus, Extra Dry, Half Load
- Vario Speed Plus
- Eco Engine immersion heater with integrated pump system / regeneration electronics
- Dosing assistant
- Aqua sensor / load sensor
- Automatic cleaning / glass protection technology
- Regeneration electronics
- Alternating rinse technology
- Heat exchanger
- Acoustic program finish signal
- Aquastop
- InfoLight, blue

**Design, comfort**

- Fully integrable behind kitchen cabinet door
- Control panel on top of inside door
- Regeneration electronics / immersion heater with integrated pump system (BLDC)
- Electrical time pre-selection: 1 – 24 hours / remaining time display
- Electrical refill display for salt / rinse agent
- Digital display
- Programme status display (LED)
- Self-cleaning screen with triple shaft filter system
- Cutlery drawer
- Cup racks in upper basket (2 ×)
- Height-adjustable upper basket
- Folding spine rows in lower basket (2 ×)

Special accessories: see page 110

**Dimensions H × W × D**

- Appliance dimensions: 81.5 × 59.8 × 55.0 cm
- Recess dimensions: 81.5 – 87.5 × 60.0 × 55.0 cm



Built-in dishwasher, fully integrated

## 5VH 5X01HTE New

EG 1677

**Output, consumption**

- Energy efficiency class: D<sup>1)</sup>
- Noise efficiency class: C
- Capacity: 13 standard place settings
- Energy<sup>2)</sup> / water<sup>3)</sup>: 84 kWh / 9 l
- Noise: 46 dB (A) re 1 pW
- Connected loads: 220 – 240 V / 2.4 kW

**Features**

- 5 programmes: Intensive 70 °C, Auto 45 °C – 65 °C, Eco 50 °C, 1 h 65 °C, Pre-Rinse
- Half load
- Hygiene Plus
- Eco Engine immersion heater with integrated pump system / regeneration electronics
- Dosing assistant
- Aqua sensor / load sensor
- Automatic cleaning / glass protection technology
- Alternating rinse technology
- Acoustic program finish signal
- Aquastop
- InfoLight, blue

**Design, comfort**

- Fully integrable behind kitchen cabinet door
- Control panel on top of inside door
- Electrical time pre-selection: 3, 6 or 9 hours / remaining time display
- Electrical refill display for salt / rinse agent
- Digital display
- Programme status display (LED)
- Self-cleaning screen with triple shaft filter system
- Cutlery basket in lower basket
- Cup racks in upper basket (2 ×)
- Cutlery basket in upper basket
- Height-adjustable upper basket
- Folding spine rows in lower basket (2 ×)

Special accessories: see page 110

**Dimensions H × W × D**

- Appliance dimensions: 86.5 × 59.8 × 55.0 cm
- Recess dimensions: 86.5 – 92.5 × 60.0 × 55.0 cm



Built-in dishwasher, fully integrated

## 5VF 5X01HTE New

EG 1665

**Output, consumption**

- Energy efficiency class: D<sup>1)</sup>
- Noise efficiency class: C
- Capacity: 12 standard place settings
- Energy<sup>2)</sup> / water<sup>3)</sup>: 92 kWh / 10.5 l
- Noise: 48 dB (A) re 1 pW
- Connected loads: 220 – 240 V / 2.4 kW

**Features**

- 5 programmes: Intensive 70 °C, Auto 45 °C – 65 °C, Eco 50 °C, 1 h 65 °C, Pre-Rinse
- Half load
- Hygiene Plus
- Eco Engine immersion heater with integrated pump system / regeneration electronics
- Dosing assistant
- Aqua sensor / load sensor
- Automatic cleaning / glass protection technology
- Alternating rinse technology
- Acoustic program finish signal
- Aquastop
- InfoLight, blue

**Design, comfort**

- Fully integrable behind kitchen cabinet door
- Control panel on top of inside door
- Electrical time pre-selection: 3, 6 or 9 hours / remaining time display
- Electrical refill display for salt / rinse agent
- Digital display
- Programme status display (LED)
- Self-cleaning screen with triple shaft filter system
- Cutlery basket in lower basket
- Cup racks in upper basket (2 ×)
- Cutlery basket in upper basket
- Height-adjustable upper basket
- Folding spine rows in lower basket (2 ×)

Special accessories: see page 110

**Dimensions H × W × D**

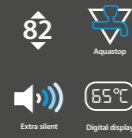
- Appliance dimensions: 81.5 × 59.8 × 55.0 cm
- Recess dimensions: 81.5 – 87.5 × 60.0 × 55.0 cm



Built-in dishwasher, fully integrated

## 5VF 5X00EWEGB

EG 1664

**Output, consumption**

- Energy efficiency class: E<sup>1)</sup>
- Noise efficiency class: C
- Capacity: 14 standard place settings
- Energy<sup>2)</sup> / water<sup>3)</sup>: 95 kWh / 12l
- Noise: 46 dB (A) re 1 pW
- Connection loads: 220–240 V / 1.9 kW

**Features**

- 6 programmes: Intensive 65 °C, Mix 55 °C, Eco 50 °C, Quick 45 °C, Disinfect 65 °C, Soak
- Half load
- Active dry
- Immersion heater
- Automatic cleaning / glass protection technology
- Heat exchanger
- Acoustic program finish signal
- Aquastop
- Auto open door

**Design, comfort**

- Fully integrable behind kitchen cabinet door
- Control panel on top of inside door
- Electrical time pre-selection: 1–12 hours
- Electrical refill display for salt / rinse agent
- Digital display
- Programme status display (LED)
- Cup rack in upper basket
- Cutlery basket in lower basket
- Height-adjustable upper basket
- Stainless steel interior

**Special accessories: see page 110****Dimensions H × W × D**

- Appliance dimensions: 82.0–90.0 × 59.8 × 55.5 cm
- Recess dimensions: 82.0–90.0 × 60.0 × 56.0 cm

<sup>1)</sup> On an energy efficiency class scale from A to G

<sup>2)</sup> Energy consumption in kWh/100 operating cycles (in Eco programme)

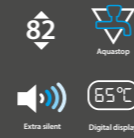
<sup>3)</sup> Water consumption in litres / operating cycle (in Eco programme)



Built-in dishwasher, fully integrated

## 5VT 8X00EWEGB

EG 1694

**Output, consumption**

- Energy efficiency class: E<sup>1)</sup>
- Noise efficiency class: C
- Capacity: 10 standard place settings
- Energy<sup>2)</sup> / water<sup>3)</sup>: 76 kWh / 9l
- Noise: 47 dB (A) re 1 pW
- Connection loads: 220–240 V / 1.9 kW

**Features**

- 6 programmes: Intensive 65 °C, Auto 50 °C–60 °C, Eco 50 °C, Quick 45 °C, Glasses 45 °C, Soak
- Half load
- Immersion heater
- Automatic cleaning / glass protection technology
- Heat exchanger
- Acoustic program finish signal
- Aquastop

**Design, comfort**

- Fully integrable behind kitchen cabinet door
- Control panel on top of inside door
- Electrical time pre-selection: 1–12 hours
- Electrical refill display for salt / rinse agent
- Digital display
- Programme status display (LED)
- Cup rack in upper basket
- Cutlery basket in lower basket
- Height-adjustable upper basket
- Stainless steel interior

**Special accessories: see page 110****Dimensions H × W × D**



- Appliance dimensions: 82.0–90.0 × 44.8 × 55.5 cm
- Recess dimensions: 82.0–90.0 × 45.0 × 56.0 cm



Built-in dishwasher, partially integrated

## 5VI 6S01HVE New

EG 1609

**Output, consumption**

- Energy efficiency class: D<sup>1)</sup>
- Noise efficiency class: C
- Capacity: 14 standard place settings
- Energy<sup>2)</sup> / water<sup>3)</sup>: 85 kWh / 9l
- Noise: 46 dB (A) re 1 pW
- Connected loads: 220–240 V / 2.4 kW

**Features**

- 6 programmes: Intensive 70 °C, Auto 45 °C–65 °C, Eco 50 °C, 1 h 65 °C, Glass 40 °C, Pre-Rinse
- Machine cleaning programme
- Hygiene Plus, Extra Dry, Half Load
- Vario Speed Plus
- Eco Engine immersion heater with integrated pump system / regeneration electronics
- Dosing assistant
- Aqua sensor / load sensor
- Automatic cleaning / glass protection technology
- Regeneration electronics
- Alternating rinse technology
- Heat exchanger
- Aquastop with guarantee


**Design, comfort**

- Integrable behind kitchen cabinet door
- Electrical time pre-selection: 1–24 hours / remaining time display
- Electrical refill display for salt / rinse agent
- Digital display
- Programme status display (LED)
- Self-cleaning screen with triple shaft filter system
- Cutlery drawer
- Cup racks in upper basket (2 ×)
- Height-adjustable upper basket
- Folding spine rows in lower basket (2 ×)

**Special accessories: see page 110****Dimensions H × W × D**

- Appliance dimensions: 81.5 × 59.8 × 57.3 cm
- Recess dimensions: 81.5–87.5 × 60.0 × 55.0 cm





# WASHER DRYER

Wash and dry in one appliance



Built-in Washer dryer

## 5WT 6X00GB

EG 1699

### Output, consumption

- Energy Efficiency Class Wash / Dry: E<sup>1)</sup>
- Energy Efficiency Class Wash: D<sup>1)</sup>
- Energy consumption<sup>2)</sup> / Water consumption<sup>3)</sup>  
Wash / Dry: 324 kWh / 66 l
- Energy consumption<sup>4)</sup> / Water consumption<sup>5)</sup>  
Wash: 69 kWh / 44 l
- Up to 7 kg capacity (washing) and 5 kg capacity (drying)
- Airborne acoustical noise emissions: 73 dB
- Airborne acoustical noise emission class: B
- Spin speed: 1,351 U / min
- Spin-drying efficiency class: B
- Connection loads: 220–240 V / 1.85 kW

### Features, comfort

- Optimized automatic quantity control detects the amount of laundry and adjusts the washing parameters accordingly
- Extremely durable and wear-resistant Inverter-Motor
- Fiber protection through drum movements precisely matched to the selected program
- Water protection system
- Easily accessible Foreign object filter
- Energy optimized Basic Programs: Eco 40°C–60°C, 20°C, Cotton, Wool, Spin & Drain, Mixed
- Time optimized Programs: Wash & Dry 90', Wash & Dry 45', Rapid 30'



- Special Color Programs: White
- Wash & Dry 45': in only 45 minutes your laundry is washed and dried
- Wash & Dry 90': ready in only 90 minutes
- Rapid 30' – this cycle lasts only 30 minutes, saving time and energy
- Steam-Option – Inhibits bad odors and creases through automatic drum movements and the addition of steam for up to 6 hours after the end of the cycle
- Colours 15°C – protect colours by washing in cold water
- 53% of moisture contained in load

### Technical data and dimensions H x W x D

- Door hinge left
- Appliance dimensions: 82.0–90.0 x 59.5 x 54.5 cm
- Installation dimensions: 82.0–90.0 x 60.0 x 57.0 cm



<sup>1)</sup>Scale of Energy Efficiency Classes from A to G

<sup>2)</sup>Energy consumption in kWh per 100 complete cycles (in Eco 40–60°C programme)

<sup>3)</sup>Water consumption in litres per complete cycle (in Eco 40–60°C programme)

<sup>4)</sup>Energy consumption in kWh per 100 washing cycles (in Eco 40–60°C programme)

<sup>5)</sup>Weighted water consumption in litres per washing cycle (in Eco 40–60°C programme)

# REFRIGERATIONS


The various cooling zones in Blaupunkt refrigerations and freezers create the right temperature for all chilled items. Perfectly kept food retains its freshness for a long time, thanks to different temperature zones and electronic control.



## Built-in freezer

## 5FG 288FE0

EG 1729



## Output, consumption

- Energy efficiency class: E<sup>1)</sup>
- Energy consumption: 231 kWh / year
- Energy consumption: 0.63 kWh / 24 h
- Total capacity: 197 l
- Noise: 40 dB (A) re 1 pW
- Climate class: SN-T
- Connection loads: 220–240 V / 90 W

## Features, comfort

- Fully integrated installation
- Easy-to-clean, bright interior
- LED interior lighting in freezer compartment
- Electronic temperature control with LED reading

## \*\*\*\* – Freezer compartment -18 °C and lower

- NoFrost – never defrost again!
- 6 frozen produce drawers
- 2 freezer compartments with flap
- Capacity 197 l
- Freezing capacity: 11.5 kg in 24 hours
- Storage time in case of malfunction: 6 hours
- Super freezing

## Technical data and dimensions H × W × D

- Flat hinge
- Door hinged on right, changeable
- Appliance dimensions: 177.0 × 54.0 × 54.5 cm
- Recess dimensions: 177.5 × 56.0 × 55.0 cm

<sup>1)</sup> On an energy efficiency class scale from A to G

\* For more information on the 5-year warranty, see page 7.



## Built-in refrigeration

## 5CL 288FE0

EG 1728



## Output, consumption

- Energy efficiency class: E<sup>1)</sup>
- Energy consumption: 112 kWh / year
- Energy consumption: 0.306 kWh / 24 h
- Total capacity: 294 l
- Noise: 39 dB (A) re 1 pW
- Climate class: SN-ST
- Connection loads: 220–240 V / 90 W

## Features, comfort

- Fully integrated installation
- Fully automatic defrost inside the fridge
- Electronic temperature control with LED reading
- Easy-to-clean, bright interior
- LED interior lighting in refrigeration compartment

## Refrigeration compartment

- Refrigeration: Capacity 294 l
- Super cooling
- 5 shelves made of safety glass, 4 of which are height-adjustable
- 5 full-width door shelves, 1 height-adjustable
- Transparent Vario tray for fruit and vegetables, covered by a safety glass panel
- Bottle rack
- Egg tray

## Technical data and dimensions H × W × D


- Flat hinge
- Door hinged on right, changeable
- Appliance dimensions: 177.0 × 54.0 × 54.5 cm
- Recess dimensions: 177.5 × 56.0 × 55.0 cm



## Refrigerator / freezer combination

## 5CR 296FD0 New

EG 1771



## Output, consumption

- Energy efficiency class: D<sup>1)</sup>
- Power consumption: 184 kWh / year
- Power consumption: 0.504 kWh / 24 h
- Total useful capacity: 289 l
- Noise: 35 dB (A) re 1 pW
- Climate class: SN-ST
- Connected loads: 220–240 V / 90 W

## Features, comfort

- Fully integrated installation
- Fully automatic defrost inside the fridge
- Easy-to-clean, bright interior
- LED interior lighting in refrigerator compartment
- Electronic temperature control with precise digital reading

## Refrigerator compartment

- Refrigerator: Total useful capacity 184 l
- 4 shelves made of safety glass, 3 of which height-adjustable
- Transparent Vario tray for fruit and vegetables covered by a safety glass panel
- 4 full-width door shelves
- Egg tray

## \*\*\*\* – Freezer compartment -18 °C and lower

- 3 frozen produce drawers
- Total useful capacity 75 l
- No Frost
- Freezing capacity: 7.5 kg in 24 hours
- Storage time in case of malfunction: 10 hours
- Super freezing
- Frozen produce calendar

## Technical data and dimensions H × W × D


- Flat hinge
- Door hinged on right, changeable
- Appliance dimensions: 193.5 × 55.8 × 54.8 cm
- Recess dimensions: 194.0 × 56.0 × 55.0 cm



## Built-in refrigeration / freezer combination

## 5CR 286FE0

EG 1773



## Output, consumption

- Energy efficiency class: E<sup>1)</sup>
- Energy consumption: 234 kWh / year
- Energy consumption: 0.641 kWh / 24 h
- Total capacity: 260 l
- Noise: 35 dB (A) re 1 pW
- Climate class: SN-ST
- Connection loads: 220–240 V / 90 W

## Features, comfort

- Fully integrated installation
- Fully automatic defrost inside the fridge
- Easy-to-clean, bright interior
- LED interior lighting in refrigeration compartment
- Electronic temperature control with precise digital reading
- Super freezing with automatic deactivation

## Refrigeration compartment

- Refrigeration: Capacity 184 l
- 4 shelves made of safety glass, 3 of which are height-adjustable
- Transparent Vario tray for fruit and vegetables, covered by a safety glass panel
- 3 full-width door shelves
- Egg tray

## \*\*\*\* – Freezer compartment -18 °C and lower

- NoFrost – never defrost again!
- 3 frozen produce drawers
- Capacity 76 l
- Freezing capacity: 4 kg in 24 hours
- Storage time in case of malfunction: 10 hours
- Super freezing
- Frozen produce calendar

## Technical data and dimensions H × W × D

- Flat hinge
- Door hinged on right, changeable
- Appliance dimensions: 177.2 × 54.1 × 54.8 cm
- Recess dimensions: 177.5 × 56.0 × 55.0 cm

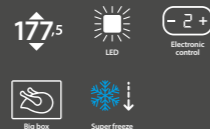




## Built-in refrigeration / freezer combination

## 5CC 287FE0

EG 1777

**Output, consumption**

- Energy efficiency class: E<sup>1)</sup>
- Energy consumption: 216 kWh / year<sup>3)</sup>
- Energy consumption: 0.591 kWh / 24 h<sup>3)</sup>
- Total capacity: 270 l
- Noise: 35 dB (A) re 1 pW
- Climate class: SN-ST
- Connection loads: 220–240 V / 90 W

**Features, comfort**

- Fully integrated installation
- Fully automatic defrost inside the fridge
- Easy-to-clean, bright interior
- LED interior lighting in refrigeration compartment
- Electronic temperature control with precise digital reading

**Refrigeration compartment**

- Refrigeration: Capacity 200 l
- 5 shelves made of safety glass, 4 of which are height-adjustable
- Transparent Vario tray for fruit and vegetables, covered by a safety glass panel
- 4 full-width door shelves
- Egg tray

**\*\*\*\* – Freezer compartment -18 °C and lower**

- 2 frozen produce drawers
- Capacity 70 l
- Low Frost
- Vario Zone
- Fresh Sense
- Big Box
- Freezing capacity: 3.2 kg in 24 hours
- Storage time in case of malfunction: 12 hours
- Super freezing
- Frozen produce calendar

**Technical data and dimensions H x W x D**

- Flat hinge
- Door hinged on right, changeable
- Appliance dimensions: 177.2 x 54.1 x 54.8 cm
- Recess dimensions: 177.5 x 56.0 x 55.0 cm



## Built-in refrigeration / freezer combination

## 5CR 288FE0

EG 1774

**Output, consumption**

- Energy efficiency class: E<sup>1)</sup>
- Energy consumption: 218 kWh / year<sup>3)</sup>
- Energy consumption: 0.597 kWh / 24 h<sup>3)</sup>
- Total capacity: 243 l
- Noise: 41 dB (A) re 1 pW
- Climate class: N-T
- Connection loads: 220–240 V / 90 W

**Features, comfort**

- Fully integrated installation
- Fully automatic defrost inside the fridge
- Easy-to-clean, bright interior
- LED interior lighting in refrigeration compartment
- Electronic temperature control with precise digital reading

**Refrigeration compartment**

- Refrigeration: Capacity 180 l
- 4 shelves made of safety glass, 3 of which are height-adjustable
- Transparent Vario tray for fruit and vegetables, covered by a safety glass panel
- 4 full-width door shelves
- Bottle rack
- Egg tray

**\*\*\*\* – Freezer compartment -18 °C and lower**

- 3 frozen produce drawers
- Capacity 63 l
- No Frost
- Freezing capacity: 3.3 kg in 24 hours
- Storage time in case of malfunction: 8 hours
- Frozen produce calendar

**Technical data and dimensions H x W x D**

- Drag hinge
- Door hinged on right, changeable
- Appliance dimensions: 177.0 x 54.0 x 54.5 cm
- Recess dimensions: 177.6 x 56.0 x 55.0 cm



## Built-in refrigeration / freezer combination

## 5CB 288FE1

EG 1778

**Output, consumption**

- Energy efficiency class: E<sup>1)</sup>
- Energy consumption: 217 kWh / year<sup>3)</sup>
- Energy consumption: 0.594 kWh / 24 h<sup>3)</sup>
- Total capacity: 251 l
- Noise: 38 dB (A) re 1 pW
- Climate class: N-ST
- Connection loads: 220–240 V / 90 W

**Features, comfort**

- Fully integrated installation
- Fully automatic defrost inside the fridge
- Easy-to-clean, bright interior
- LED interior lighting in refrigeration compartment
- Electronic temperature control with precise digital reading

**Refrigeration compartment**

- Refrigeration: Capacity 181 l
- 4 shelves made of safety glass, 3 of which are height-adjustable
- Transparent Vario tray for fruit and vegetables, covered by a safety glass panel
- 4 full-width door shelves
- Bottle rack
- Egg tray

**\*\*\*\* – Freezer compartment -18 °C and lower**

- 3 frozen produce drawers
- Capacity 70 l
- Low Frost
- Freezing capacity: 3.3 kg in 24 hours
- Storage time in case of malfunction: 12.5 hours
- Frozen produce calendar

**Technical data and dimensions H x W x D**

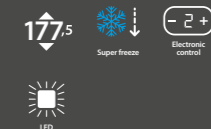
- Drag hinge
- Door hinged on right, changeable
- Appliance dimensions: 177.0 x 54.0 x 54.5 cm
- Recess dimensions: 177.6 x 56.0 x 55.0 cm



## Built-in refrigeration / freezer combination

## 5CB 281FF0

EG 1787

**Output, consumption**

- Energy efficiency class: E<sup>1)</sup>
- Energy consumption: 217 kWh / year<sup>3)</sup>
- Energy consumption: 0.594 kWh / 24 h<sup>3)</sup>
- Total capacity: 249 l
- Noise: 39 dB (A) re 1 pW
- Climate class: N-ST
- Connection loads: 220–240 V / 115 W

**Features, comfort**

- Fully integrated installation
- Fully automatic defrost inside the fridge
- Easy-to-clean, bright interior
- LED interior lighting in refrigeration compartment

**Refrigeration compartment**

- Refrigeration: Capacity 179 l
- 5 shelves made of safety glass, 4 of which are height-adjustable
- Transparent Vario tray for fruit and vegetables, covered by a safety glass panel
- 3 full-width door shelves
- Egg tray

**\*\*\*\* – Freezer compartment -18 °C and lower**

- 3 frozen produce drawers
- Capacity 70 l
- Freezing capacity: 3.2 kg in 24 hours
- Storage time in case of malfunction: 10 hours
- Super freezing
- Frozen produce calendar

**Technical data and dimensions H x W x D**

- Drag hinge
- Door hinged on right, changeable
- Appliance dimensions: 176.5 x 54.0 x 54.0 cm
- Recess dimensions: 177.2–177.6 x 56.0 x 55.0 cm

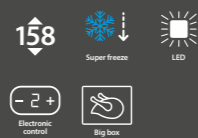


<sup>1)</sup> On an energy efficiency class scale from A to G

## Built-in refrigerator/freezer combination

## 5CC 377FE1 New

EG 1764



## Output, consumption

- Energy efficiency class: E<sup>1)</sup>
- Power consumption: 207 kWh/year
- Power consumption: 0.567 kWh/24h
- Total useful capacity: 231 l
- Noise: 36 dB(A) re 1 pW
- Climate class: SN-T
- Connected loads: 220–240 V/90 W

## Features, comfort

- Fully integrated installation
- Fully automatic defrost inside the fridge
- Easy-to-clean, bright interior
- LED interior lighting in refrigerator compartment
- Electronic temperature control with precise digital reading

## Refrigerator compartment

- Refrigerator: Total useful capacity 169 l
- 4 shelves made of safety glass, 3 of which height-adjustable
- Transparent vegetable box, with rippled base
- 4 full-width door shelves
- Egg tray

## \*\*\*\* – Freezer compartment -18°C and lower

- 2 frozen produce drawers
- Total useful capacity 62 l
- Low Frost
- Vario Zone
- Big Box
- Fresh Sense
- Freezing capacity: 5.0 kg in 24 hours
- Storage time in case of malfunction: 12 hours
- Super freezing with automatic freeze
- Frozen produce calendar

## Technical data and dimensions H x W x D

- Flat hinge
- Door hinged on right, changeable
- Appliance dimensions: 157.8 x 55.8 x 54.5 cm
- Recess dimensions: 158.0 x 56.0 x 55.0 cm

<sup>1)</sup> On an energy efficiency class scale from A to G

\* For more information on the 5-year warranty, see page 7.



## Built-in refrigerator/freezer combination

## 5CC 268FE0 New

EG 1759



## Output, consumption

- Energy efficiency class: E<sup>1)</sup>
- Power consumption: 204 kWh/year
- Power consumption: 0.558 kWh/24h
- Total useful capacity: 211 l
- Noise: 38 dB(A) re 1 pW
- Climate class: N-T
- Connected loads: 220–240 V/90 W

## Features, comfort

- Fully integrated installation
- Fully automatic defrost inside the fridge
- Easy-to-clean, bright interior
- LED interior lighting in refrigerator compartment

## Refrigerator compartment

- Refrigerator: Total useful capacity 154 l
- 3 shelves made of safety glass, 2 of which height-adjustable
- Transparent tray for fruit and vegetables, covered by a safety glass panel
- 3 full-width door shelves
- Egg tray

## \*\*\*\* – Freezer compartment -18°C and lower

- 2 frozen produce drawers
- Total useful capacity 57 l
- Low Frost
- Freezing capacity: 3 kg in 24 hours
- Storage time in case of malfunction: 11 hours
- Super freezing

## Technical data and dimensions H x W x D


- Drag hinge
- Door hinged on right, changeable
- Appliance dimensions: 144.0 x 54.0 x 54.5 cm
- Recess dimensions: 144.5–146.5 x 56.0 x 55.0 cm



## Built-in refrigeration Extra Fresh

## 5CE 351FE0

EG 1769



## Output, consumption

- Energy efficiency class: E<sup>1)</sup>
- Energy consumption: 124 kWh/year<sup>3)</sup>
- Energy consumption: 0.339 kWh/24h<sup>3)</sup>
- Total capacity: 222 l
- Noise: 37 dB(A) re 1 pW
- Climate class: SN-ST
- Connection loads: 220–240 V/90 W

## Features, comfort

- Fully integrated installation
- Convenient, simple fitting
- Fully automatic defrost inside the fridge
- LED interior lighting in refrigeration compartment
- Electronic temperature control with precise digital reading

## Refrigeration compartment

- Refrigeration: Capacity 163 l
- Super cooling
- Extra Fresh zone close to 0°C with 59 l useful capacity, of which 1 container 0°C humidity controllable, on telescopic extension
- Extra Fresh drawer "dry zone" on telescopic extension
- 4 height-adjustable shelves made of safety glass
- 4 full-width door shelves
- Egg tray

## Technical data and dimensions H x W x D

- Flat hinge
- Door hinged on right, changeable
- Appliance dimensions: 139.7 x 55.8 x 54.5 cm
- Recess dimensions: 140.0 x 56.0 x 55.0 cm



## Built-in refrigeration

## 5CH 240FE0

EG 1768

**Output, consumption**

- Energy efficiency class: E<sup>1)</sup>
- Energy consumption: 147 kWh/year
- Energy consumption: 0.518 kWh/24 h
- Total capacity: 187 l
- Noise: 35 dB (A) re 1 pW
- Climate class: SN-ST
- Connection loads: 220–240 V/90 W

**Features, comfort**

- Fully integrated installation
- Fully automatic defrost inside the fridge
- Easy-to-clean, bright interior
- LED interior lighting in refrigeration compartment
- Electronic temperature control with precise digital reading

**Refrigeration compartment**

- Refrigeration: Capacity 172 l
- 4 shelves made of safety glass, 3 of which are height-adjustable
- Transparent Vario tray for fruit and vegetables, covered by a safety glass panel
- 4 full-width door shelves
- Egg tray

**\*\*\*\* – Freezer compartment -18 °C and lower**

- 1 freezer compartment with flap
- Capacity 15 l
- Freezing capacity: 3 kg in 24 hours
- Storage time in case of malfunction: 10 hours
- Frozen produce calendar

**Technical data and dimensions H x W x D**


- Flat hinge
- Door hinged on right, changeable
- Appliance dimensions: 122.1 x 54.1 x 54.8 cm
- Recess dimensions: 122.5 x 56.0 x 55.0 cm



## Built-in refrigeration

## 5CL 240FE0

EG 1767

**Output, consumption**

- Energy efficiency class: E<sup>1)</sup>
- Energy consumption: 101 kWh/year
- Energy consumption: 0.276 kWh/24 h
- Total capacity: 204 l
- Noise: 35 dB (A) re 1 pW
- Climate class: SN-ST
- Connection loads: 220–240 V/90 W

**Features, comfort**

- Fully integrated installation
- Fully automatic defrost inside the fridge
- Easy-to-clean, bright interior
- LED interior lighting
- Electronic temperature control with precise digital reading

**Refrigeration compartment**

- Refrigeration: Capacity 204 l
- 5 shelves made of safety glass, 4 of which are height-adjustable
- Transparent Vario tray for fruit and vegetables, covered by a safety glass panel
- 4 full-width door shelves
- Egg tray

**Technical data and dimensions H x W x D**

- Flat hinge
- Door hinged on right, changeable
- Appliance dimensions: 122.1 x 54.1 x 54.8 cm
- Recess dimensions: 122.5 x 56.0 x 55.0 cm



## Built-in refrigeration

## 5CG 241FE0

EG 1758

**Output, consumption**

- Energy efficiency class: E<sup>1)</sup>
- Energy consumption: 146 kWh/year
- Energy consumption: 0.498 kWh/24 h
- Total capacity: 181 l
- Noise: 39 dB (A) re 1 pW
- Climate class: N-ST
- Connection loads: 220–240 V/90 W

**Features, comfort**

- Fully integrated installation
- Fully automatic defrost inside the fridge
- Easy-to-clean, bright interior
- LED interior lighting in refrigeration compartment

**Refrigeration compartment**

- Refrigeration: Useful capacity 167 l
- 4 shelves made of safety glass, 3 of which are height-adjustable
- Transparent Vario tray for fruit and vegetables, covered by a safety glass panel
- 3 full-width door shelves
- Egg tray

**\*\*\*\* – Freezer compartment -18 °C and lower**

- 1 freezer compartment with flap
- Freezer compartment for pizzas
- Capacity 14 l
- Storage time in case of malfunction: 6.5 hours
- Frozen produce calendar

**Technical data and dimensions H x W x D**

- Drag hinge
- Door hinged on right, changeable
- Appliance dimensions: 122.0 x 54.0 x 54.0 cm
- Recess dimensions: 122.0–123.0 x 56.0 x 55.0 cm



## Built-in refrigeration

## 5CK 241FE0

EG 1757

**Output, consumption**

- Energy efficiency class: E<sup>1)</sup>
- Energy consumption: 100 kWh/year
- Energy consumption: 0.274 kWh/24 h
- Total capacity: 199 l
- Noise: 39 dB (A) re 1 pW
- Climate class: SN-ST
- Connection loads: 220–240 V/80 W

**Features, comfort**

- Fully integrated installation
- Fully automatic defrost inside the fridge
- Easy-to-clean, bright interior
- LED interior lighting in refrigeration compartment

**Refrigeration compartment**

- Refrigeration: Capacity 199 l
- 6 shelves made of safety glass, 5 of which are height-adjustable
- Transparent Vario tray for fruit and vegetables, covered by a safety glass panel
- 3 full-width door shelves
- Egg tray

**Technical data and dimensions H x W x D**

- Drag hinge
- Door hinged on right, changeable
- Appliance dimensions: 122.0 x 54.0 x 54.0 cm
- Recess dimensions: 122.0–123.0 x 56.0 x 55.0 cm



<sup>1)</sup> On an energy efficiency class scale from A to G

## Built-in refrigeration

## 5CH 230FE0

EG 1735

**Output, consumption**

- Energy efficiency class: E<sup>1)</sup>
- Energy consumption: 145 kWh / year
- Energy consumption: 0.397 kWh / 24 h
- Total capacity: 147 l
- Noise: 39 dB (A) re 1 pW
- Climate class: ST
- Connection loads: 220 – 240 V / 90 W

**Features, comfort**

- Fully integrated installation
- Fully automatic defrost inside the fridge
- Easy-to-clean, bright interior
- LED interior lighting
- Electronic temperature control with precise digital reading

**Refrigeration compartment**

- Refrigeration: Capacity 132 l
- 3 shelves made of safety glass, 2 of which are height-adjustable
- Transparent Vario tray for fruit and vegetables, covered by a safety glass panel
- 3 full-width door shelves
- Egg tray

**\*\*\*\* – Freezer compartment -18°C and lower**

- 1 freezer compartment with flap
- Capacity 15 l
- Freezing capacity: 3 kg in 24 hours
- Storage time in case of malfunction: 10 hours
- Frozen produce calendar

**Technical data and dimensions H × W × D**

- Flat hinge
- Door hinged on right, changeable
- Appliance dimensions: 102.1 × 54.1 × 54.8 cm
- Recess dimensions: 102.5 × 56.0 × 55.0 cm



## Built-in refrigeration

## 5CL 230FE0

EG 1734

**Output, consumption**

- Energy efficiency class: E<sup>1)</sup>
- Energy consumption: 96 kWh / year
- Energy consumption: 0.236 kWh / 24 h
- Total capacity: 165 l
- Noise: 39 dB (A) re 1 pW
- Climate class: SN-ST
- Connection loads: 220 – 240 V / 90 W

**Features, comfort**

- Fully integrated installation
- Fully automatic defrost inside the fridge
- Easy-to-clean, bright interior
- LED interior lighting
- Electronic temperature control with precise digital reading

**Refrigeration compartment**

- Refrigeration: Capacity 165 l
- 4 shelves made of safety glass, 3 of which are height-adjustable
- Transparent Vario tray for fruit and vegetables, covered by a safety glass panel
- 3 full-width door shelves
- Egg tray

**Technical data and dimensions H × W × D**

- Flat hinge
- Door hinged on right, changeable
- Appliance dimensions: 102.1 × 54.1 × 54.8 cm
- Recess dimensions: 102.5 × 56.0 × 55.0 cm



## Built-in refrigeration

## 5CH 220FE0

EG 1723

**Output, consumption**

- Energy efficiency class: E<sup>1)</sup>
- Energy consumption: 144 kWh / year
- Energy consumption: 0.394 kWh / 24 h
- Total capacity: 150 l
- Noise: 39 dB (A) re 1 pW
- Climate class: SN-ST
- Connection loads: 220 – 240 V / 90 W

**Features, comfort**

- Fully integrated installation
- Fully automatic defrost inside the fridge
- Easy-to-clean, bright interior
- LED interior lighting
- Electronic temperature control with precise digital reading

**Refrigeration compartment**

- Refrigeration: Capacity 104 l
- 2 shelves made of safety glass, 1 of which are height-adjustable
- Transparent Vario tray for fruit and vegetables, covered by a safety glass panel
- 2 full-width door shelves
- Egg tray

**\*\*\*\* – Freezer compartment -18°C and lower**

- 1 freezer compartment with flap
- Capacity 15 l
- Freezing capacity: 3 kg in 24 hours
- Storage time in case of malfunction: 10 hours
- Frozen produce calendar

**Technical data and dimensions H × W × D**

- Flat hinge
- Door hinged on right, changeable
- Appliance dimensions: 87.4 × 54.1 × 54.8 cm
- Recess dimensions: 88.0 × 56.0 × 55.0 cm



## Built-in refrigeration

## 5CL 220FE0

EG 1722

**Output, consumption**

- Energy efficiency class: E<sup>1)</sup>
- Energy consumption: 92 kWh / year
- Energy consumption: 0.252 kWh / 24 h
- Total capacity: 129 l
- Noise: 35 dB (A) re 1 pW
- Climate class: SN-ST
- Connection loads: 220 – 240 V / 90 W

**Features, comfort**

- Fully integrated installation
- Fully automatic defrost inside the fridge
- Easy-to-clean, bright interior
- LED interior lighting
- Electronic temperature control with precise digital reading

**Refrigeration compartment**

- Refrigeration: Capacity 136 l
- 3 shelves made of safety glass, 2 of which are height-adjustable
- Transparent Vario tray for fruit and vegetables, covered by a safety glass panel
- 2 full-width door shelves
- Egg tray

**Technical data and dimensions H × W × D**

- Flat hinge
- Door hinged on right, changeable
- Appliance dimensions: 87.4 × 54.1 × 54.8 cm
- Recess dimensions: 88.0 × 56.0 × 55.0 cm



<sup>1)</sup> On an energy efficiency class scale from A to G

## Built-in refrigeration

## 5CG 221FE0

EG 1721

**Output, consumption**

- Energy efficiency class: E<sup>1)</sup>
- Energy consumption: 142 kWh/year
- Energy consumption: 0.389/24 h
- Total capacity: 118 l
- Noise: 39 dB (A) re 1 pW
- Climate class: N-ST
- Connection loads: 220–240 V/80 W

**Features, comfort**

- Fully integrated installation
- Fully automatic defrost inside the fridge
- Easy-to-clean, bright interior
- LED interior lighting in refrigeration compartment

**Refrigeration compartment**

- Refrigeration: Capacity 104 l
- 3 shelves made of safety glass, 2 of which are height-adjustable
- Transparent Vario tray for fruit and vegetables, covered by a safety glass panel
- 3 full-width door shelves
- Egg tray

**\*\*\* – Freezer compartment -18 °C and lower**

- 1 freezer compartment with flap
- 1 freezer compartment for pizzas
- Capacity 14 l
- Storage time in case of malfunction: 6.5 hours

**Technical data and dimensions H × W × D**

- Drag hinge
- Door hinged on right, changeable
- Appliance dimensions: 87.5 × 54.0 × 54.0 cm
- Recess dimensions: 87.6–88.6 × 56.0 × 55.0 cm



## Built-in refrigeration

## 5CK 221FE0

EG 1720

**Output, consumption**

- Energy efficiency class: E<sup>1)</sup>
- Energy consumption: 92 kWh/year
- Energy consumption: 0.252/24 h
- Total capacity: 129 l
- Noise: 39 dB (A) re 1 pW
- Climate class: N-ST
- Connection loads: 220–240 V/80 W

**Features, comfort**

- Fully integrated installation
- Fully automatic defrost inside the fridge
- Easy-to-clean, bright interior
- LED interior lighting in refrigeration compartment

**Refrigeration compartment**

- Refrigeration: Capacity 129 l
- 4 shelves made of safety glass, 3 of which are height-adjustable
- Transparent Vario tray for fruit and vegetables, covered by a safety glass panel
- 3 full-width door shelves
- Egg tray

**Technical data and dimensions H × W × D**

- Drag hinge
- Door hinged on right, changeable
- Appliance dimensions: 87.5 × 54.0 × 54.0 cm
- Recess dimensions: 87.6–88.6 × 56.0 × 55.0 cm



## Built-in freezer

## 5FG 228FE0

EG 1724

**Output, consumption**

- Energy efficiency class: E<sup>1)</sup>
- Energy consumption: 177 kWh/year<sup>3)</sup>
- Energy consumption: 0.484 kWh/24 h<sup>3)</sup>
- Total capacity: 95 l
- Noise: 38 dB (A) re 1 pW
- Climate class: SN-T
- Connection loads: 220–240 V/90 W

**Features, comfort**

- 4 frozen produce drawers
- Freezing capacity: 6 kg in 24 hours
- Storage time in case of malfunction: 8 hours
- Can be combined into a refrigeration/freezer combination with an integrated refrigeration unit

**Technical data and dimensions H × W × D**

- Drag hinge
- Door hinged on right, changeable
- Appliance dimensions: 87.5 × 54.0 × 54.5 cm
- Recess dimensions: 87.8 × 56.0 × 55.0 cm



## Undercounter refrigeration

## 5CP 221FD0 New

EG 1719

**Output, consumption**

- Energy efficiency class: D<sup>1)</sup>
- Power consumption: 119 kWh/year
- Power consumption: 0.326 kWh/24 h
- Total useful capacity: 110 l
- Noise: 35 dB (A) re 1 pW
- Climate class: SN-T
- Connected loads: 220–240 V/90 W

**Features, comfort**

- Suitable for undercounter installation
- Super cooling
- Fully automatic defrost inside the fridge
- Easy-to-clean, bright interior
- EmotionLight – gently dimming LED interior lighting
- Electronic temperature control
- Ventilation in the base area, no section in the worktop

**Refrigerator compartment**

- Refrigerator: Total useful capacity 93 l
- 2 shelves made of safety glass, 1 of which height-adjustable
- Bottom compartment with sliding lid – separate storage area
- 2 door shelves, 1 of which bottle holder with extra deep door shelf

**\*\*\* – Freezer compartment -18 °C and lower**

- 1 freezer compartment with flap
- Freezer compartment for pizzas
- Total useful capacity 17 l
- Freezing capacity: 3 kg in 24 hours
- Storage time in case of malfunction: 9 hours

**Technical data and dimensions H × W × D**

- Flat hinge
- Height-adjustable front feet
- Door hinged on right, changeable
- Appliance dimensions: 82.0 cm × 59.8 cm × 54.8 cm
- Recess dimensions: 82.0–90.0 cm × 60.0 cm × 55.0 cm



## Undercounter refrigeration

## 5CN 221FE0 New

EG 1718

**Output, consumption**

- Energy efficiency class: E<sup>1)</sup>
- Power consumption: 93 kWh/year
- Power consumption: 0.254 kWh/24 h
- Total useful capacity: 134 l
- Noise: 35 dB (A) re 1 pW
- Climate class: SN-T
- Connected loads: 220–240 V/90 W

**Features, comfort**

- Suitable for undercounter installation
- Super cooling
- Fully automatic defrost inside the fridge
- Easy-to-clean, bright interior
- EmotionLight – gently dimming LED interior lighting
- Bottom compartment with sliding lid – separate storage area
- Electronic temperature control
- Ventilation in the base area, no section in the worktop
- 3 shelves made of safety glass, 2 of which height-adjustable
- 2 door shelves, 1 of which bottle holder with extra deep door shelf
- Egg tray

**Technical data and dimensions H × W × D**

- Flat hinge
- Height-adjustable front feet
- Door hinged on right, changeable
- Appliance dimensions: 82.0 cm × 59.8 cm × 54.8 cm
- Recess dimensions: 82.0–90.0 cm × 60.0 cm × 55.0 cm



<sup>1)</sup> On an energy efficiency class scale from A to G

# FREE-STANDING REFRIGERATORS

The cool maverick

Cross door refrigerator / freezer combination

5CD 891SC0 New

EG 1706



#### Output, consumption

- Energy efficiency class: D<sup>1)</sup>
- Power consumption: 255 kWh / year
- Power consumption: 0.698 kWh / 24 h
- Total useful capacity: 522 l
- Noise: 39 dB (A) re 1 pW
- Climate class: SN-ST
- Connected loads: 220 – 240 V / 180 W

#### Features, comfort

- Free-standing cross door refrigerator / freezer combination
- Dark Steel look
- Separate temperature regulation for refrigerator and freezer compartments
- Fully automatic defrost inside the fridge
- Easy-to-clean, bright interior
- LED interior lighting in refrigerator compartment
- Electronic temperature control with LED reading
- Multi-temperature zone
- XXL capacity – space for entire baking trays and other bulky items

#### Refrigerator compartment

- Refrigerator: Total useful capacity 343 l (multi-temperature zone)
- 3 shelves made of safety glass, 2 of which height-adjustable
- Transparent storage drawers with 0° degree zone
- 6 full-width door shelves
- Egg tray

#### \*\*\*\* – Freezer compartment -18°C and lower

- 6 frozen produce drawers
- Total useful capacity 179 l (multi-temperature zone)
- No Frost
- Freezing capacity: 13 kg in 24 hours
- Storage time in case of malfunction: 11 hours
- Super freezing with automatic freeze

#### Technical data and dimensions H x W x D

- Appliance dimensions: 190.5 x 91.0 x 69.0 cm



<sup>1)</sup> On an energy efficiency class scale from A to G

\* For more information on the 5-year warranty, see page 7.



## Free-standing refrigeration / freezer combination

## 5FS 310SE0

EG 1704

**Output, consumption**

- Energy efficiency class: D<sup>1)</sup>
- Energy consumption: 203 kWh/year
- Energy consumption: 0.556 kWh/24 h
- Total capacity: 347 l
- Noise: 39 dB (A) re 1 pW
- Climate class: SN-T
- Connection loads: 220–240 V/150 W

**Features, comfort**

- Free-standing
- Stainless steel look
- Fully automatic defrost inside the fridge
- Easy-to-clean, bright interior
- LED interior lighting in refrigeration compartment
- Electronic temperature control with LED reading

**Refrigeration compartment**

- Refrigeration: Capacity 243 l
- 4 shelves made of safety glass, 3 of which are height-adjustable
- 2 transparent Vario trays for fruit and vegetables, covered by safety glass panel
- 3 full-width and 1 half door shelves
- Bottle rack
- Egg tray

**\*\*\*\* – Freezer compartment -18 °C and lower**

- 3 frozen produce drawers
- Capacity 104 l
- NoFrost
- Freezing capacity: 6 kg in 24 hours
- Storage time in case of malfunction: 11 hours
- Super freezing with automatic freeze

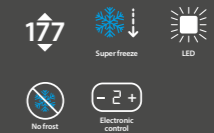
**Technical data and dimensions H x W x D**

- Door hinged on right, changeable
- Appliance dimensions: 195.0 x 60.0 x 69.0 cm

## Free-standing refrigeration / freezer combination

## 5SB 891SE0

EG 1705

**Output, consumption**

- Energy efficiency class: E<sup>1)</sup>
- Energy consumption: 306 kWh/year
- Energy consumption: 0.838 kWh/24 h
- Total capacity: 513 l
- Noise: 39 dB (A) re 1 pW
- Climate class: SN-ST
- Connection loads: 220–240 V/150 W

**Features, comfort**

- Free-standing side-by-side refrigeration / freezer combination
- Stainless steel look
- Rod handle
- Separate temperature regulation for refrigeration and freezer chamber
- Fully automatic defrost inside the fridge
- Easy-to-clean, bright interior
- LED interior lighting in refrigeration compartment
- Electronic temperature control with LED reading
- Water and ice dispenser + ice crusher
- External fixed water supply including 5-metre connecting hose and 3/4" water connection adapter

**Refrigeration compartment**

- Refrigeration: Capacity 344 l
- 4 shelves made of safety glass, 2 of which are height-adjustable
- 2 transparent Vario trays for fruit and vegetables
- 5 full-width door shelves
- Egg tray

**\*\*\*\* – Freezer compartment -18 °C and lower**

- 4 shelves made of safety glass, 1 height-adjustable
- 2 frozen produce drawers
- 1 full-width door shelf
- Capacity 169 l
- NoFrost
- Freezing capacity: 12 kg in 24 hours
- Storage time in case of malfunction: 6 hours
- Super freezing with automatic freeze
- Automatic ice cube maker

**Technical data and dimensions H x W x D**

- Appliance dimensions: 177.0 x 90.0 x 66.0 cm

<sup>1)</sup> On an energy efficiency class scale from A to G



# BUILT-IN WINE REFRIGERATION

Made for enjoyment

## Built-in wine refrigeration

### 5WK 610FF0



#### Output, consumption

- Energy efficiency class: G<sup>1)</sup>
- Energy consumption: 140 kWh / year
- Energy consumption: 0.383 kWh / 24 h
- Total capacity: 83 l
- Noise: 40 dB (A) re 1 pW
- Climate class: N
- Connection loads: 220–240 V / 90 W

#### Features, comfort

- Black glass front
- Handle-free opening with push-to-open (electronic)
- Touch Control
- White LED lighting
- 3 solid wood shelves
- 36-bottle capacity
- Upper part: 24 bottles (75 cl)
- Lower part: 12 bottles (75 cl)
- 2 temperature zones for sparkling, white, rosé and red wines 5°–12°C / 12°–20°C
- Alarm when door is open
- Optical and acoustic temperature alarm
- Electronic temperature control with precise digital reading
- UV protection
- Demo mode
- Anti-vibration system
- Automatic defrosting
- Winter system

#### Technical data and dimensions H × W × D

- Flat hinge
- Door hinged on right  
5WK 610FF0R, EG 1793
- Door hinged on left  
5WK 610FF0L, EG 1794
- Appliance dimensions: 58.9 × 59.0 × 56.0 cm
- Recess dimensions: 59.1 × 55.0 × 55.0 cm



“With its timeless, understated design and electronically controlled opening, this appliance integrates discreetly into any kitchen counter,” the jury said in its statement.



reddot winner 2023

<sup>1)</sup> On an energy efficiency class scale from A to G



# UNDERCOUNTER WINE REFRIGERATION

The perfect climate for fine wines



## Undercounter wine refrigeration

### 5WK 820FF0



#### Output, consumption

- Energy efficiency class: G<sup>1)</sup>
- Energy consumption: 156 kWh / year
- Energy consumption: 0.427 kWh / 24 h
- Total capacity: 132 l
- Noise: 39 dB (A) re 1 pW
- Climate class: N
- Connection loads: 220 – 240 V / 80 W

#### Features, comfort

- Black glass front
- Handle-free opening with push-to-open (electronic)
- Touch Control
- White LED lighting
- 5 solid wood shelves
- 53-bottle capacity
- Upper part: 16 bottles (75 cl)
- Lower part: 37 bottles (75 cl)
- 2 temperature zones for sparkling, white, rosé and red wines 5° – 12°C / 12° – 20°C
- Alarm when door is open
- Optical and acoustic temperature alarm
- Electronic temperature control with precise digital reading
- UV protection
- Demo mode
- Anti-vibration system
- Automatic defrosting
- Winter system

#### Technical data and dimensions H × W × D

- Flat hinge
- Door hinged on right  
5WK 820FF0R, EG 1708
- Door hinged on left  
5WK 820FF0L, EG 1709
- Appliance dimensions: 82.0 – 89.0 × 59.5 × 57.4 cm
- Recess dimensions: 82.5 – 89.5 × 60.0 × 55.5 cm



<sup>1)</sup> On an energy efficiency class scale from A to G

# BLAUPUNKT ADDITIONAL ACCESSORIES

Adapt your use and increase the functionality of your appliance with our selection of additional accessories.



**Griddle**

**5Z 99GP01**

EG 13941

H x W x D  
40.8 x 24.0 x 5 cm incl. handle  
40.8 x 24.0 x 2.1 cm without handle

Compatible with all Blaupunkt hobs



**Teppanyaki plate**

**5Z 99TP01**

EG 13942

It's every barbecue fan's dream: It may be raining, snowing or stormy outside – he can still indulge his passion inside. With the cast iron barbecue grill or the Teppanyaki grill, steaks, fish and vegetables get that familiar aroma from the open-air barbecue season.

## Special accessories for ovens

**Enamelled baking tray (black)**

5Z 11BE11

EG 12202

**Compatible with**

5B10K 0050

5B10M 0050

5B10M 0060

**Universal pan (black)**

5Z 36BA50

EG 12331

**Compatible with**

5B36N 0250GB

5B30N 0250GB

5B36P 0250GB

**Universal pan (black)**

5Z 50CB10E1

EG 12802

**Compatible with**

5B60M 8690GB

5C60M 8690GB

**Universal pan (grey)**

5Z 50CB10E0

EG 12642

**Compatible with**

5B50P 8690GB

5B90S 8990GB

5C90S 8990GB

5B50N 8690GB

**Universal pan (grey)**

5Z 11BU11

EG 11011

**Compatible with**

5B10K 0050

5B10M 0050

5B10M 0060

**Glass dish**


5Z 50CG10E0

EG 15141

**Compatible with**

5B60M 8690GB

5C60M 8690GB

**Multi-use wire shelf**

5Z 11CR13X0


EG 12421

**Compatible with**

5B10K 0050

5B10M 0050

5B10M 0060

**Multi-use wire shelf**

5Z 36CR10X0


EG 12333

**Compatible with**

5B36N 0250GB

5B30N 0250GB

5B36P 0250GB

**Multi-use wire shelf**

5Z 50CR10X0

EG 12641


**Compatible with**

5B50P 8690GB

5C90S 8990GB

5B90S 8990GB

5B50N 8690GB

**Multi-use wire shelf**


5Z 50CR10X1

EG 12801

**Compatible with**

5B60M 8690GB

5C60M 8690GB

**Air Fry insert**


5Z 50AF10E0

EG 12651

**Compatible with**

5B50P 8690GB

5B50N 8690GB


**Steamer insert (stainless steel)**

5Z 50CS10E0

EG 15421

**Compatible with**

5C90S 8990GB

**Telescopic extension rail**

5Z 50CU10E0


EG 12643

**Compatible with**

5B50P 8690GB

5B50N 8690GB

5B90S 8990GB

**Telescopic extension rail**

5Z 36VC50

EG 12332

**Compatible with**

5B36N 0250GB

5B30N 0250GB

5B36P 0250GB

**Temperature probe**

5Z 50TE10E0

EG 12811

**Compatible with**

5B90S 8990GB

5B50N 8690GB

5B50P 8690GB

**Temperature probe**

5Z 50TE10E1

EG 15422

**Compatible with**

5C90S 8990GB

**Top panel, black**


5Z 50BL10E0

EG 12803

**Compatible with**

All ovens

# Accessories for hobs with integrated extraction




## Universal connector

FK 181

## Compatible with

5IX 99291	5IX 94291
5IX 90291	5IX 80290
5IX 60290	

Plastic




## Round duct

FK 101

## Compatible with

5IX 99291	5IX 94291
5IX 90291	5IX 80290
5IX 60290	

Plastic



## Flat duct pipe 100 cm

FK 182

## Compatible with

5IX 99291	5IX 94291
5IX 90291	5IX 80290
5IX 60290	

Plastic



## Adapter

FK 102

## Compatible with

5IX 99291	5IX 94291
5IX 90291	5IX 80290
5IX 60290	

Plastic



## Pipe bend 90° - horizontal -

FK 183

## Compatible with

5IX 99291	5IX 94291
5IX 90291	5IX 80290
5IX 60290	

Plastic




## Wall box with stainless steel external vent

FK 130

## Compatible with

5IX 99291	5IX 94291
5IX 90291	5IX 80290
5IX 60290	

Plastic




## Pipe bend 90° - vertical -

FK 184

## Compatible with

5IX 99291	5IX 94291
5IX 90291	5IX 80290
5IX 60290	

Plastic




## Base ventilation grille

FK 150

## Compatible with

5IX 99291	5IX 94291
5IX 90291	5IX 80290
5IX 60290	

Plastic



## Deflector 90°

FK 185

## Compatible with

5IX 99291	5IX 94291
5IX 90291	5IX 80290
5IX 60290	

Plastic




## Connector 15° curve - horizontal -

FK 113

## Compatible with

5IX 99291	5IX 94291
5IX 90291	5IX 80290
5IX 60290	

Plastic



## Connection piece

FK 186

## Compatible with

5IX 99291	5IX 94291
5IX 90291	5IX 80290
5IX 60290	

Plastic




## Deflector 90°

FK 114

## Compatible with

5IX 99291	5IX 94291
5IX 90291	5IX 80290
5IX 60290	

Plastic



## Wall conduit incl. Thermobox

FK 187

## Compatible with

5IX 99291	5IX 94291
5IX 90291	5IX 80290
5IX 60290	

Plastic



## Adapter

FK 115

## Compatible with

5IX 99291	5IX 94291
5IX 90291	5IX 80290
5IX 60290	

Plastic



## Coupling

FK 110

## Compatible with

5IX 99291	5IX 94291
5IX 90291	5IX 80290
5IX 60290	

Plastic

## Accessories for hobs with integrated extraction



**Connector 90° elbow  
– horizontal –**  
FK 111

**Compatible with**

5IX 99291	5IX 94291
5IX 90291	5IX 80290
5IX 60290	

Plastic



**Connector 90° elbow  
– vertical –**  
FK 112

**Compatible with**

5IX 99291	5IX 94291
5IX 90291	5IX 80290
5IX 60290	

Plastic




**Flat duct**  
FK 100

**Compatible with**

5IX 99291	5IX 94291
5IX 90291	5IX 80290
5IX 60290	

Plastic



**Kit for right air outlet**  
  
5Z 9104X1  
EG 13991

**Compatible with**


5IX 99291	
5IX 94291	
5IX 90291	



**Activated carbon filter**  
  
5Z 9105X1  
EG 13992

**Compatible with**


5IX 99291	
5IX 94291	



**Set of 2 activated carbon filters**  
  
5Z 9009LF1  
EG 13961

**Compatible with**


5IX 90291	
-----------	--



**Activated carbon filter**  
  
5Z 9401X1  
EG 13631

**Compatible with**


5IX 80290	
-----------	--



**Activated carbon filter**  
  
5Z 9402X1  
EG 13621

**Compatible with**


5IX 60290	
-----------	--



**Grease filter insert  
with mesh fabric**  
  
5Z 9403X1  
EG 13632

**Compatible with**

5IX 80290	
-----------	--



**Grease filter insert  
with mesh fabric**  
  
5Z 9404X1  
EG 13622

**Compatible with**

5IX 60290	
-----------	--



**Filter box for base installation**  
  
5Z 9405X1  
EG 13623

**Compatible with**

All hobs with integrated  
extractor fan

Filter can be cleaned and reused  
several times.



**Replacement filter for filter box**  
  
5Z 9406X1  
EG 13624

**Compatible with**

All hobs with integrated  
extractor fan

Filter can be cleaned and reused  
several times.

## Accessories for gas hobs



**Nozzle set / liquid gas**  
  
5Z 9005EX1  
EG 13400

**Compatible with**

5GB 62190	
5GB 61150	




**Nozzle set / liquid gas**  
  
5Z 9005EX2  
EG 13401

**Compatible with**

5GB 72290	
5GB 71250	

## Special accessories for extractor fan hoods



**Stainless steel metallic grease filter**


5Z 9100X3

EG 18885

**Compatible with**

5DL 69654

with grease drip tray




**Stainless steel metallic grease filter**

5Z 9202X1

EG 18441

**Compatible with**

5DB 66254




**Stainless steel metallic grease filter**

5Z 9203X1

EG 18541

**Compatible with**

5DB 69254




**Stainless steel metallic grease filter**

5Z 9225X1

EG 18672

**Compatible with**

5DB 99751




**Metal handle**

5Z 5750N0

EG 18042

**Compatible with**

5DA 36258




**Metal handle**

5Z 5760N0

EG 18012

**Compatible with**

5DA 36453




**Metal handle**

5Z 5790N0

EG 18021

**Compatible with**

5DA 39452



**Activated carbon filter**


5Z 9102X1

EG 18911

**Compatible with**

5DB 66254

5DB 69254




**Activated carbon filter**

5Z 9111X1

EG 18171

**Compatible with**

5DB 96453




**Activated carbon filter**

5Z 9101X1

EG 18921

**Compatible with**

5DF 92760



**Starter set for circulation mode**


5Z 51IT11X4

EG 18242

**Compatible with**

5DA 36453

5DA 39452



**Activated carbon filter**


5Z 51ITB1X4

EG 18243

**Compatible with**

5DA 36453

5DA 39452




**Activated carbon filter**

5Z 9125X1

EG 18671

**Compatible with**

5DB 99751



**Activated carbon filter**


5Z 9137X1

EG 18261

**Compatible with**

5DA 26450

5DA 29450



**Activated carbon filter**

5Z 9114X1

EG 18611


**Compatible with**

5DB 66753

5DB 69753

5DS 69770

5DS 99770



**Activated carbon filter**


5Z 9136X1

EG 18471

**Compatible with**

5DD 72556

## Special accessories for extractor fan hoods




### Activated carbon filter

5Z 9139X1

EG 18361

### Compatible with

5DD 72557




### Activated carbon filter

5Z 9121X1

EG 18041

### Compatible with

5DA 36258



### Activated carbon filter

5Z 9100X1

EG 18881

### Compatible with

5DL 69654 5DL 66850

5DL 68850 5DL 69850

5DA 46450



### Long-life activated carbon filter

5Z 9100X2

EG 18884


### Compatible with

5DL 69654 5DL 66850

5DL 68850 5DL 69850

5DA 46450

Filter can be cleaned and reused several times.



### Long-life activated carbon filter

5Z 9114X2


EG 18081

### Compatible with

5DB 66753 5DB 69753

5DS 69770 5DS 99770

Filter can be cleaned and reused several times.



### Long-life activated carbon filter

5Z 9138X1

EG 18491

### Compatible with

5SL 92500

Filter can be cleaned and reused several times.



### Chimney extension

5Z 9119X1

EG 18612

### Compatible with

5DB 66753

5DB 69753

upper flue, stainless steel, circulation 990 mm



### Chimney extension

5Z 9117X3

EG 18887

### Compatible with

5DL 69654 5DL 66850

5DL 68850 5DL 69850

upper flue, black, 500 mm



### Chimney extension

5Z 9117X4


EG 18888

### Compatible with

5DL 69654 5DL 66850

5DL 68850 5DL 69850

upper flue, black, 990 mm




### Glass holder

5Z 9301X1

EG 18091

### Compatible with

5DF 92760



### Tablet holder

5Z 9302X1

EG 18092

### Compatible with

5DF 92760



### Small parts holder

5Z 9303X1

EG 18093

### Compatible with

5DF 92760

Set of 5 pieces

## Special accessories for dishwashers


**Panel strips**
**5VZ 0B102**

EG 16631

**Compatible with**

 5VF 6X01HVE  
 5VF 5X01HTE  
 5VI 6S01HVE

height 81.5


**Panel strips**
**5A V10011**

EG 16731

**Compatible with**

 5VH 6X01HVE  
 5VH 5X01HTE

height 86.5


**Panel strips**
**5A V10002**

EG 16811

**Compatible with**

5VF 6X01EBE

height 81.5


**Panel strips**
**5A V10022**

EG 16861

**Compatible with**

5VH 6X01EBE

height 86.5



**Panel strips**
**5Z 9407X1**

EG 16611

**Compatible with**

 5VF 5X00EWEGB  
 5VT 8X00EWEGB

height 82


**Cutlery drawer**
**5Z 1684BS00**

EG 16841

**Compatible with**

 5VH 6X01EBE  
 5VF 6X01EBE


**Extension for aquastop**
**CZ 7710X0**

EG 55301

**Compatible with**

 5VH 6X01EBE  
 5VF 6X01EBE  
 5VH 6X01HVE  
 5VF 6X01HVE  
 5VH 5X01HTE  
 5VF 5X01HTE  
 5VI 6S01HVE

Length 2 m.



# KITCHEN AND SOUND

The invisible connection of the Blaupunkt worlds Kitchen and Sound – the Blaupunkt Sound System works in the background but with a rich sound. Concealed behind the base cover or installed in cavities, it transforms your kitchen furniture into rhythmic cabinets creating a pulsating entertaining space. These can be connected via Bluetooth technology to compatible devices, connect to your smartphone or tablet.

**Blaupunkt Sound System**
**ZM 100 / ZM 101**

- Recommended installation behind base cover
- Operated via Bluetooth connection e.g. via smartphone or tablet

**Consisting of**

- 1 receiver module
- 2 / 4 exciters (structure-borne sound converter)
- Fastening material
- Connection lines

**Technical data – receiver module**

- 2 × 5 W loudspeaker outputs, impedance each 4 ohm
- Bluetooth CSR 2.1, compatible with all Bluetooth devices
- 240 V AC, max. distance to transmitter 10 m

**Technical data – exciter**

- Rated load-carrying capacity 6 W
- Impedance 4 ohm
- Installation depth 2.6 cm

**Dimensions H × W × D**

- 4.5 × 2.8 × 14.0 cm



## Heat | Air

**Smart slider**

An intuitive, simple control concept for all appliances – every setting can be perfectly selected with the Smart Slider.

**Touch Control**

Precise, innovative and very user-friendly: gently touching the Touch Control buttons is enough to select the desired setting.

**Automatic programmes**

One touch away from the perfect result: our automatic programmes are equipped for nearly every ingredient. Cooking can't get any easier.

**Soft Moving**

Thanks to its advanced dampers and hinges, the oven door can be opened and closed smoothly. Just a light pull/push and the door opens or closes gently.

**Steam cooking**

Cooking with hot steam is gentle to the food, promises maximum taste and a healthy approach to your cooking.

**Pyrolyse**

With a simple touch, all residues from baking, frying and grilling at high temperatures are reduced to ashes that can be simply wiped away with a cloth.

**Hydrolyse**

Easy cleaning at the push of a button: With the aid of heat and steam, even strong soiling can be dissolved.

**Induction**

Immediately hot, immediately cold, and nothing gets burnt. The base of the pan is directly heated by the induction coil. The heat is only produced where it is needed. This means short heat-up times, more safety and much less energy consumption.

**Combi induction**

Two induction cooking zones can be combined together to create one single cooking zone, thereby allowing the use of very large pots and pans. Of course, the two large cooking zones can also be used separately.

**Multi Control**

The extractor fan hood and hob are intelligently linked. The extractor fan hood can be controlled separately using the hob control panel and automatically adjusts the fan power to the heat generated.

**LED**

The innovative LED lights of Blaupunkt extractor fan hoods ensure even more light on the hob. Another ray of hope: the long-lasting lights consume an extremely low amount of energy.

**Air Fry**

The hot-air fryer in your oven. Crispy results with little fat.

## Water

**Hygiene Plus**

An especially high short-term temperature level of 70°C for the antibacterial cleaning of dishes with especially high hygienic requirements (e.g. baby bottles) and households with allergy sufferers.

**Info Light**

The dot on the floor lights up as a visual programme indicator of when the dishwasher is in operation.

**Dosing Assistant**

Thanks to the dosing assistant, the detergent tab falls directly into a small collection tray. A targeted jet of water dissolves the tab in a quick, controlled way. The detergent is distributed uniformly throughout the machine.

**AquaStop**

A lifelong warranty against water damage. The AquaStop safety system prevents all kinds of water damage – whether on the supply hose or due to a leak in the machine.

**Vario hinges**

Vario hinges eliminate gaps between the various elements of a kitchen. The integrated furniture front moves when it is opened. This prevents the gaps between the fronts of these elements from becoming too large.

## Cold

**NoFrost**

The NoFrost system drains the humidity from the freezer and prevents the formation of ice on the inner walls and hoarfrost on the food.

**Super Freezing**


With the Super Freezing function, the item is cooled down to -30°C so that newly stored food does not interrupt the freezing process.

**Big Box**

Transparent freezer drawers offer an excellent overview. A highlight: the special Big Box. It is 29 cm high and offers an enormous amount of space, e.g. for a large goose, several pizzas or large freezer portions.

**Extra Fresh Professional**

Both the temperature and humidity are crucial for keeping things fresh for longer. Food in the Extra Fresh Zone is stored at nearly 0°C and therefore stays fresh up to three times longer.

**Electronic control**

With electronic temperature control, Blaupunkt refrigerations always have the right temperature. It can be read exactly at any time via the digital LED display.

**LED light**

The long-lasting LED lights are integrated flat in the side walls and illuminate the interior uniformly and perfectly.

# BLAUPUNKT SERVICE

Blaupunkt built-in kitchen appliances / customer service,  
repair service, user advice, spare parts and accessories:

**Tel.: 00 800 32 289 000**

Manufacturer's  
warranty

**3** years

#### Convincing quality with Blaupunkt warranty.

Blaupunkt kitchen appliances are exclusively produced from the best materials and according to the highest working standards. Blaupunkt provides a three-year manufacturer's warranty on every appliance and every repair carried out by the integrated kitchen appliances customer service.



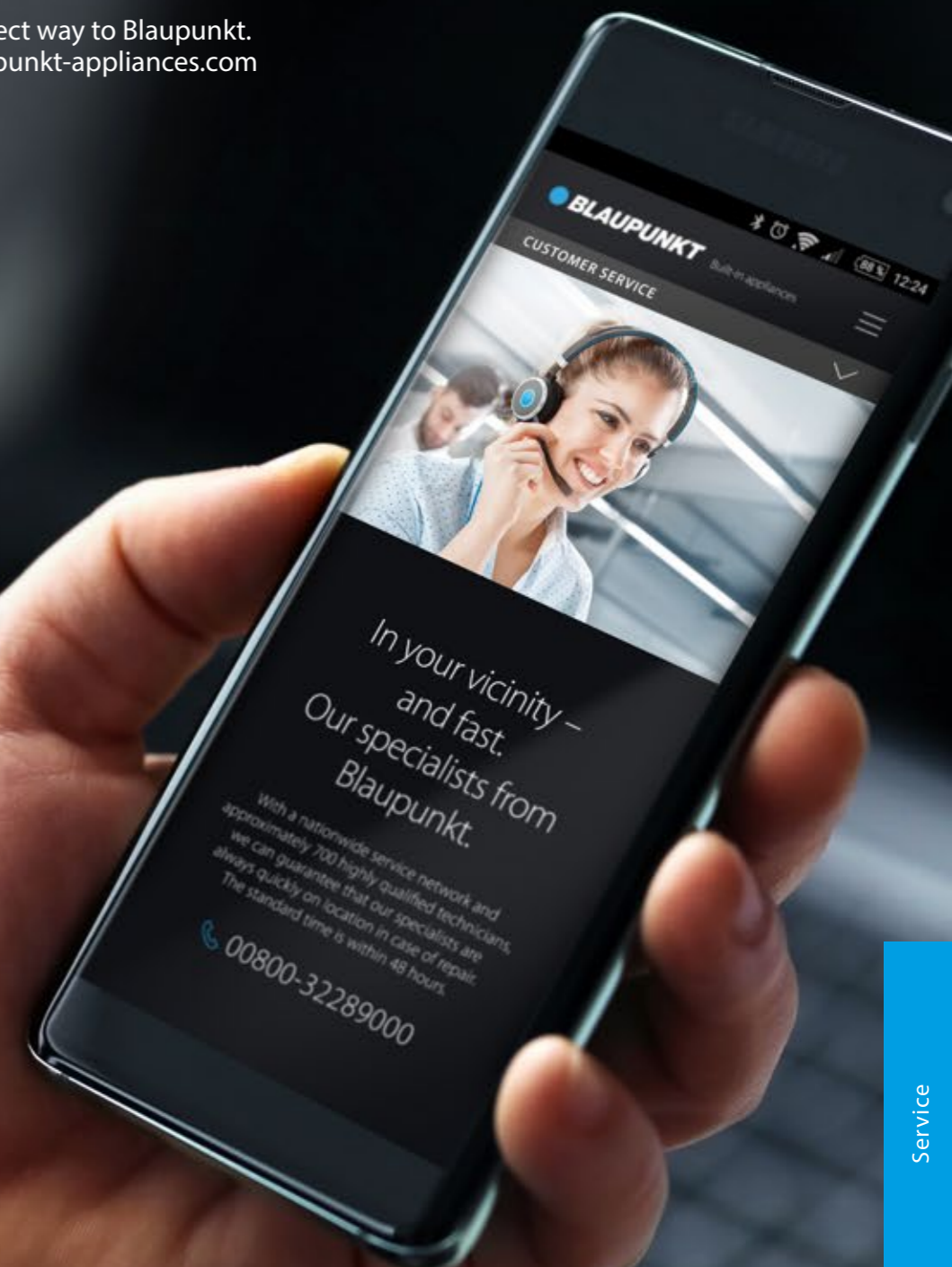
#### More original: Accessories and spare parts.

Original spare parts, extensive accessories and tested detergents and care products can be bought from our competent employees.

You have chosen a piece of premium kitchen equipment with Blaupunkt appliances. Our professional service is available to assist you after the purchase. Our qualified employees are pleased to remain at your disposal. Our customer service experts for Blaupunkt integrated kitchen appliances will professionally answer all questions about the appliances. Here you can obtain all information on handling, functions and performance.



Your direct way to Blaupunkt.  
[gb.blaupunkt-appliances.com](http://gb.blaupunkt-appliances.com)



HK Appliances GmbH  
Werkstraße 3  
32289 Rödinghausen (Germany)  
[www.blaupunkt-einbaugeräte.com](http://www.blaupunkt-einbaugeräte.com)

Subject to changes and delivery options as well as minor colour discrepancies in plastic parts.  
®Registered trademark. ©2023 by Blaupunkt  
Reproduction in part or whole only with the permission of the publisher. Printed in Germany 09 / 2023.  
No liability for printing errors. Errors and technical changes reserved.

This catalogue is for specialist dealers only.